



GODREJ EMERALD

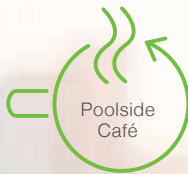

RESET EVERYDAY

IN PARTNERSHIP WITH



The Project is registered as "Godrej Emerald Thane" with MahaRERA Registration No. P51700000120, available at <http://maharera.mahaonline.gov>.





Nestled amongst a world of amenities like a badminton court, yoga centre, an amphitheatre and many more, Godrej Emerald will leave you rejuvenated and ready to face the challenges of the next day. So no matter how your day goes, you will always find something to reset it, each day.



Artist's impression. Not an actual site photograph.



IN A WORLD FULL OF AMENITIES, **WHAT'LL BE YOUR RESET?**

Open doors to a life like no other. Step into an address where the simplest treasures like the beauty of nature take, shape through mesmerising views of the Yeoor Hills. A home that is a perfect venue for quiet sunset at your very own exclusive sundeck. This limited edition lifestyle comes with over 40 amenities to make each day vibrant, rejuvenating and unique in its own way.

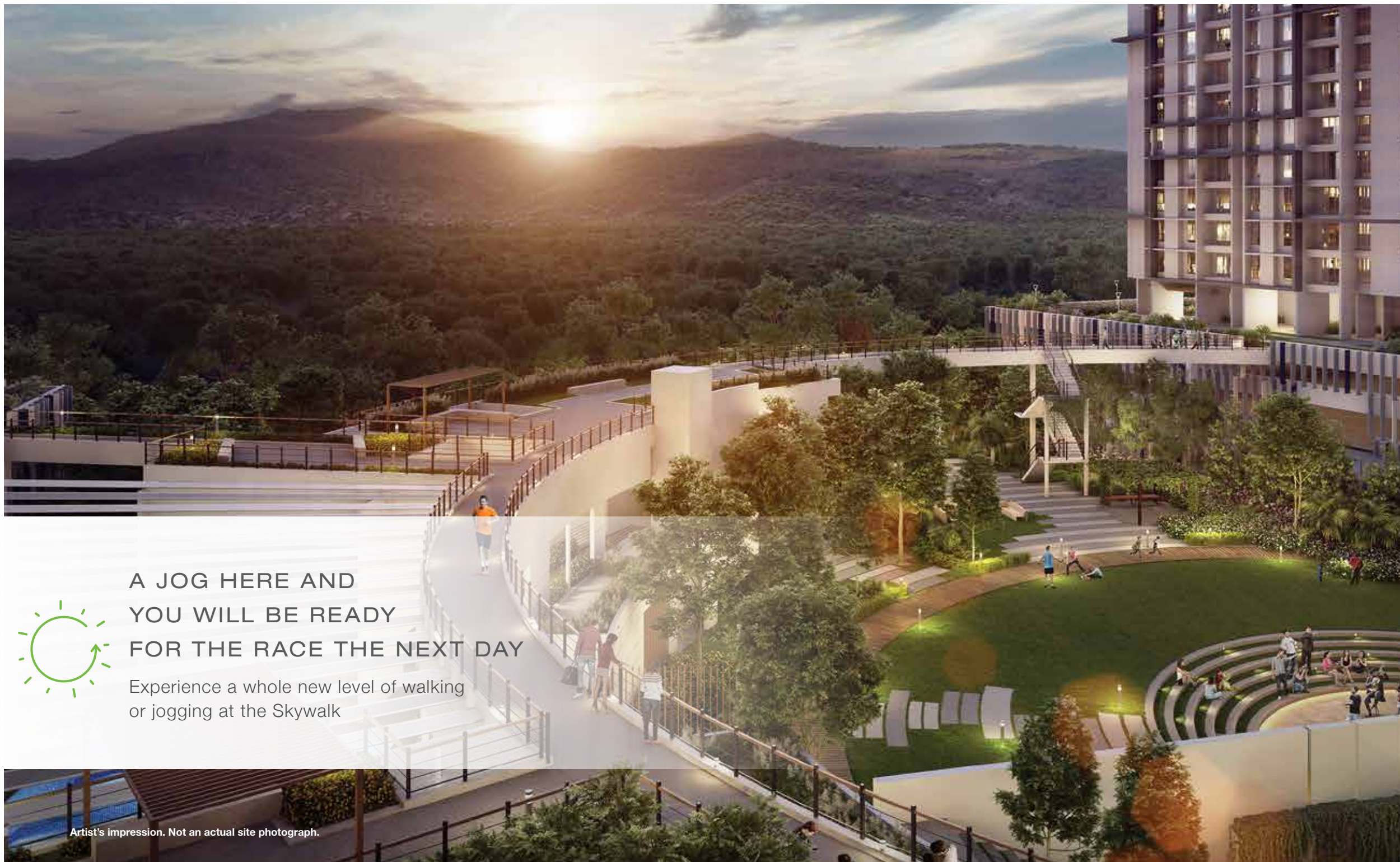
Come home to the perfect life.



EACH EVENING, AFTER WORK,
CAPTURE SOME OF LIFE'S
BEST MOMENTS HERE.
NO CAMERAS NEEDED.

Time slows down a little between conversations
at your Sun Deck.

Stock image. Not an actual site photograph.



A JOG HERE AND
YOU WILL BE READY
FOR THE RACE THE NEXT DAY

Experience a whole new level of walking
or jogging at the Skywalk

Artist's impression. Not an actual site photograph.

A CITY TO CALL YOUR HOME

Thane, with its rapid infrastructural development and strategic location has today emerged to become a popular residential destination. Knight Frank India Limited, a renowned Real Estate Consultant has reported Thane to be one of the top 20 cities in the world for the rich to invest in*.

Here you can strive to achieve work-life balance, with its scenic environment complimenting the existing road and rail connectivity.



Infrastructure Water and Electricity



Proximal Excursion Spots



Educational and Medical Avenues

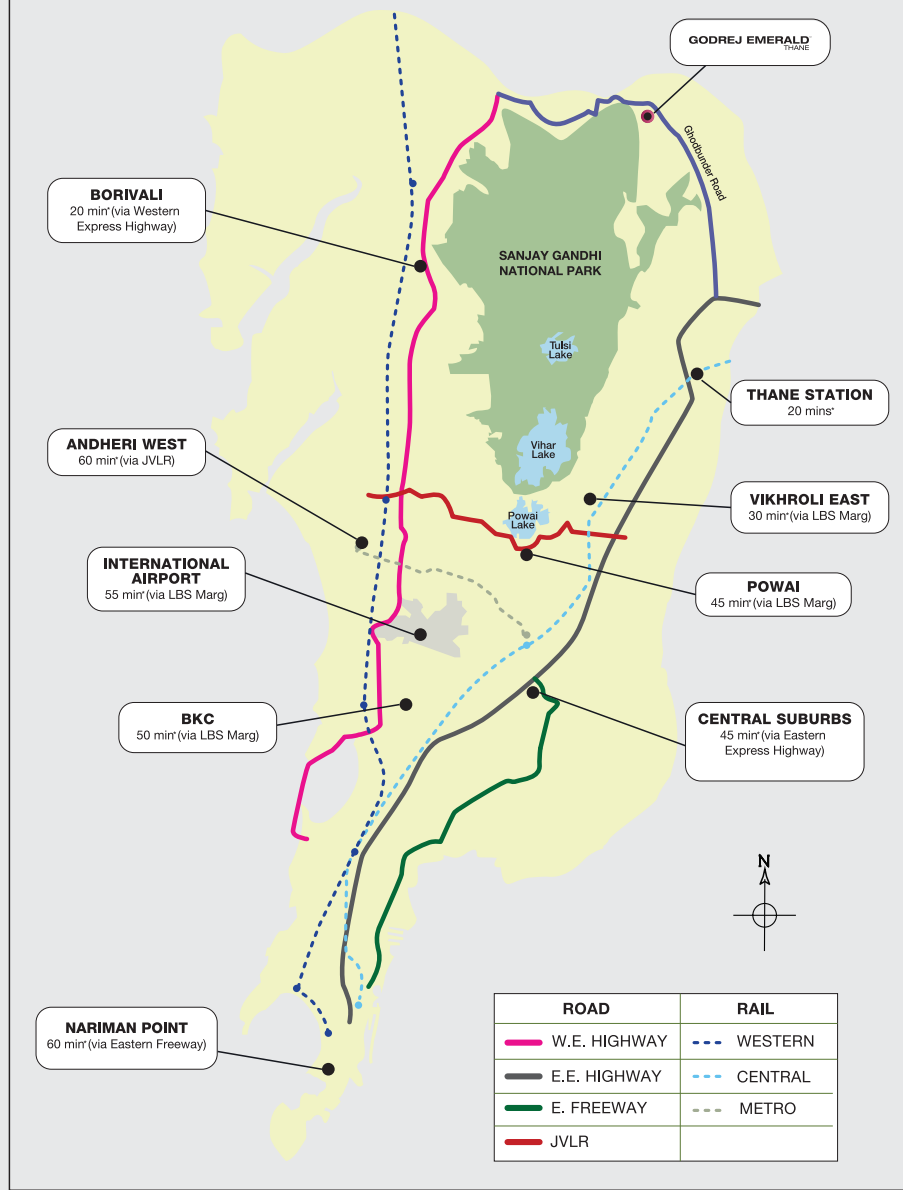


Rated No.1 Investment Hotspot by CII-JLL**

*Source: <http://www.hindustantimes.com/mumbai-news/thane-real-estate-among-top-20-in-the-world-where-rich-want-to-invest-survey/story-efXxd1kGc0gjgV0hcL6iPI.html>

**Source: CII JLL- http://indiainbusiness.nic.in/newdesign/upload/reports/CII%20-%20JLL_Report_on_Real_Estate_Sector.pdf

CONNECT WITH EASE



*Travel time mentioned is an approximate under normal traffic conditions. Source: <https://www.google.co.in/maps/place/Thane,+Maharashtra>

**Source: <https://mmrda.maharashtra.gov.in/thane-bhiwandi-kalyan-monorail>

**Source: <https://mmrda.maharashtra.gov.in/metro-line-4>

A CONFLUENCE OF SERENITY & CONNECTIVITY

GHODBUNDER ROAD, THANE

Ghodbunder Road is renowned for excellent commercial, retail and social infrastructure, just as it is for the tranquil ambiance set the Yeoor Hills and the Ulhas River. It is home to not only corporate hubs like MBC IT Park and G:Corp, but also recreational hotspots such as Suraj Water Park and Tikuji-ni-wadi, and shopping areas like Hypercity and DMart.

This strategic location bridges the Western and the Eastern Expressways, allowing ease of access to every part for the city.



ROAD

Commercial Hubs in Pokhran and Waghbil – 15-20 mins*
Mumbai City (Eastern Suburbs) – <30 mins*
Mumbai City (Western Suburbs) – <30 mins*
South Mumbai via Eastern Freeway – <60 mins*



RAIL

Thane Railway Station – 20 mins*
Bhayandar Railway Station – 36 mins*
Borivali Railway Station – 29 mins*



UPCOMING METRO

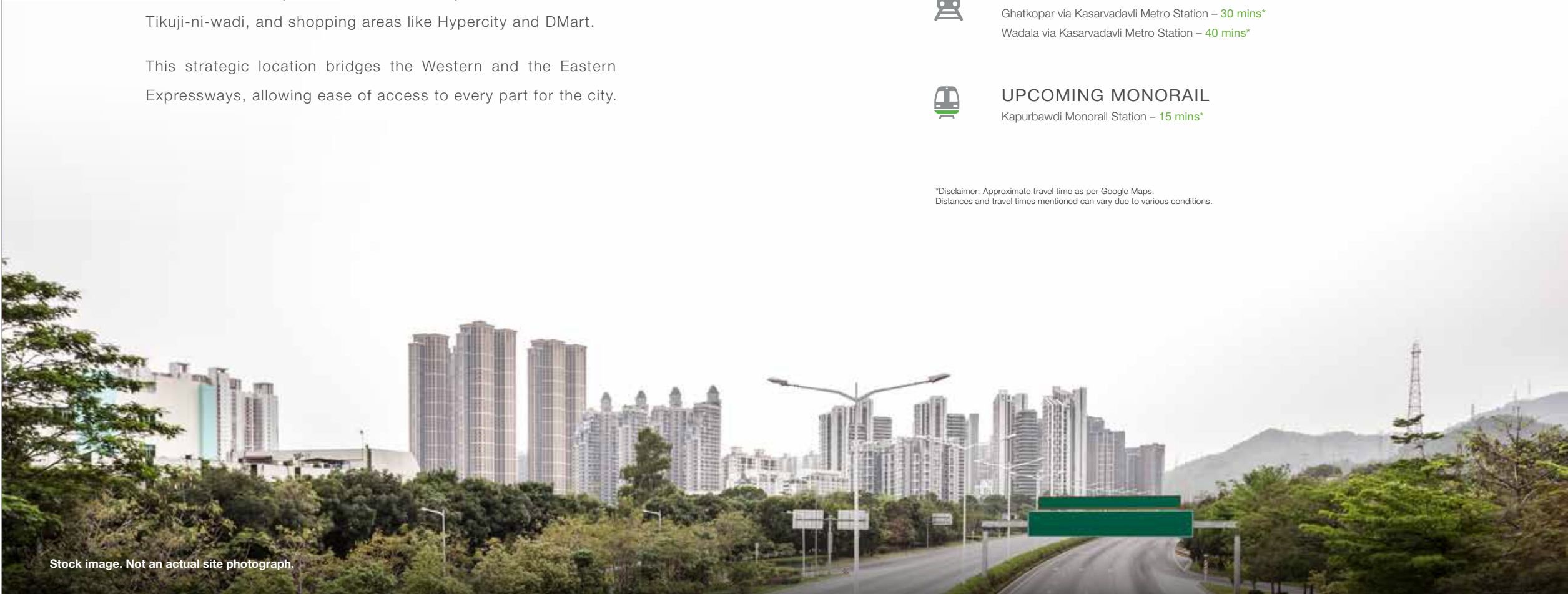
Ghatkopar via Kasarvadavli Metro Station – 30 mins*
Wadala via Kasarvadavli Metro Station – 40 mins*



UPCOMING MONORAIL

Kapurbawdi Monorail Station – 15 mins*

*Disclaimer: Approximate travel time as per Google Maps.
Distances and travel times mentioned can vary due to various conditions.




Stock image. Not an actual site photograph.


A DESTINATION WITH THE BEST OF SOCIAL INFRASTRUCTURE

A SERENE NEIGHBOURHOOD


Surround yourself with the effervescence of nature. Wake up to the chirping of birds, inhale and be left refreshed by the crisp air, and treat your eyes to tranquil nature views – the perks of living close to green expanses of the Sanjay Gandhi National Park, the largest national park in the world located within city limits^{##}. So, step in and treat yourself to the many gifts of nature.




SCHOOL




COLLEGE




HOSPITAL




HOTEL / RESORT




CORPORATE OFFICE




METRO STATION




MALL




PROPOSED METRO




THEME PARK



RAILWAY



NATIONAL PARK



ROADWAY

Source: Google Maps
^{##}Source: <https://theculturetrip.com/asia/india/articles/6-things-to-know-about-sanjay-gandhi-national-park/>



MASTER LAYOUT PLAN

- 1

Indoor badminton hall cum multi-purpose hall
- 2

Squash court
- 3

Library
- 4

Poolside café
- 5

Mini theatre
- 6

Table tennis
- 7

Fitness centre
- 8

Steam room
- 9

Toddlers’ play area
- 10

Amphitheatre
- 11

Semi covered - swimming pool
- 12

Multi-purpose play court
- 13

Box cricket
- 14

Stage cum skating rink
- 15

Canopy walk
- 16

Kids’ play area (for every wing)
- 17

Semi-covered sitting pavilions (for every building)
- 18

Open air seating areas
- 19

Business centre
- 20

Party lawn
- 21

Wi-fi zone in clubhouse
- 22

Jogging track
- 23

Viewing gallery
- 24

Rock climbing wall
- 25

Open gym
- 26

Tree house
- 27

Meditation pavilion
- 28

Nature walk/ trail
- 29

Sand pit
- 30

Acupressure walkway
- 31

Outdoor dining area
- 32

Concierge desk
- 33

Martial arts area
- 34

Putting green
- 35

Bird house
- 36

Yoga corner/ Reiki
- 37

Aerobics/ Zumba studio
- 38

Pet corner
- 39

Well-designed entrance lobbies
- 40

Hammock zone
- 41

Senior citizen alcove (for every wing)
- 42

Organic farm

This is an artist’s impression indicating the anticipated appearance of the ongoing development. The information is presented as general information and no warranty is expressly or impliedly given that the completed development will comply in any degree with such artist’s impression or anticipated appearance.



AMENITY LAYOUT PLAN

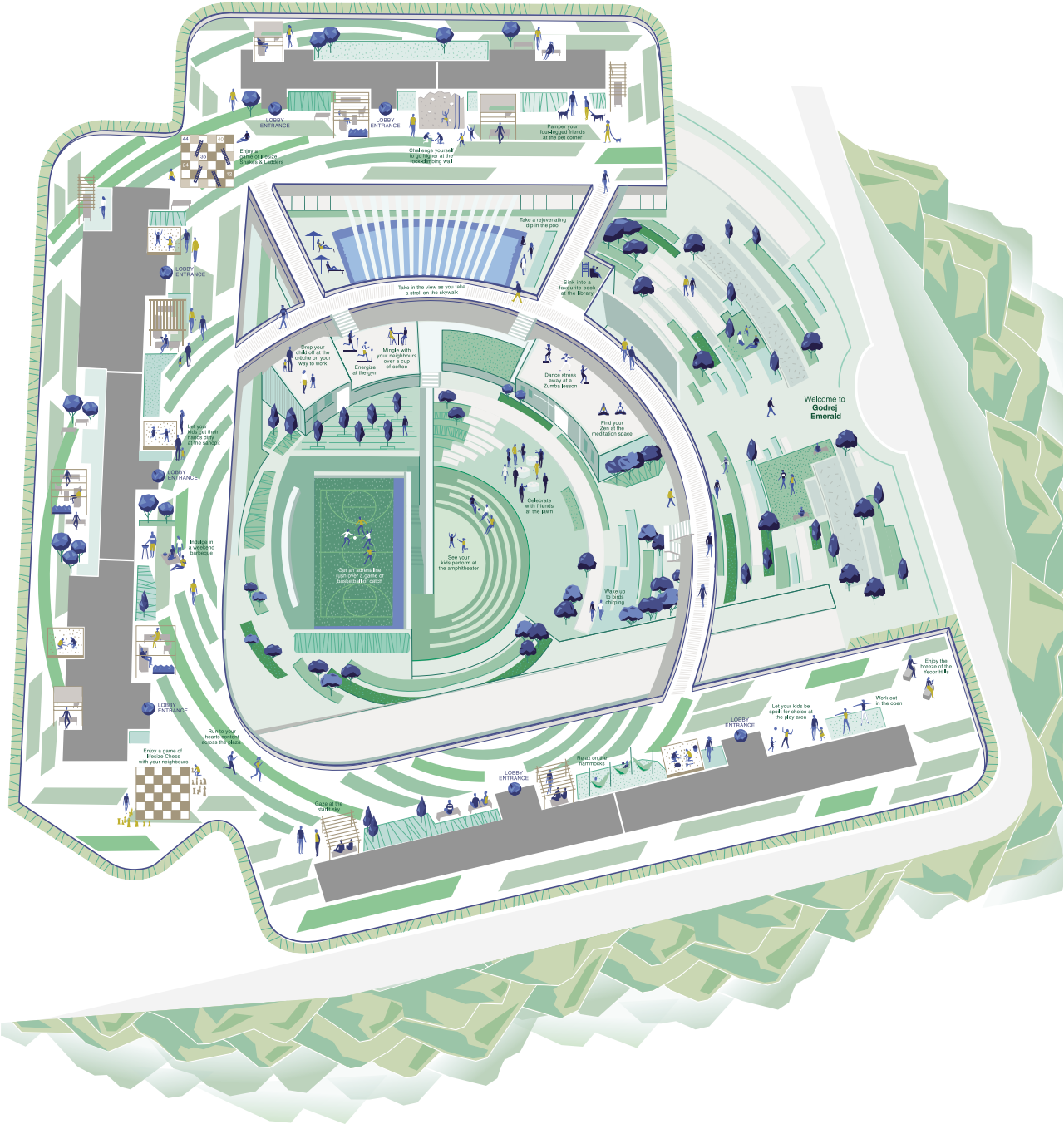
40+ Amenities with open spaces make up over 80% of the total project area

Vehicle-free podium

Lush greens


Over 5 acres of open area

Natural contour of site maintained



This is an artist's impression indicating the anticipated appearance of the ongoing development. The information is presented as general information and no warranty is expressly or impliedly given that the completed development will comply in any degree with such artist's impression or anticipated appearance.

40+ AMENITIES TO RESET EVERY DAY



JOGGING TRACK



FITNESS CENTRE



AMPHITHEATRE FOR 250 PEOPLE




TABLE-TENNIS



SEMI-COVERED SWIMMING POOL



KIDS' PLAY AREA (FOR EVERY WING)



LIBRARY



TODDLERS' PLAY AREA



SENIOR CITIZEN'S ALCOVE (FOR EVERY WING)



MINI THEATRE



INDOOR BADMINTON CUM MULTI-PURPOSE HALL



SKYWALK

Stock images are for representation purpose only. Not an actual site photograph

40+ AMENITIES TO RESET EVERY DAY



STAGE CUM SKATING RINK



ORGANIC FARM



BOX CRICKET



ROCK CLIMBING WALL



MARTIAL ARTS AREA




OUTDOOR DINING AREA



MEDITATION



PET CORNER



MULTI -PURPOSE
PLAY COURT



CYCLING TRACK

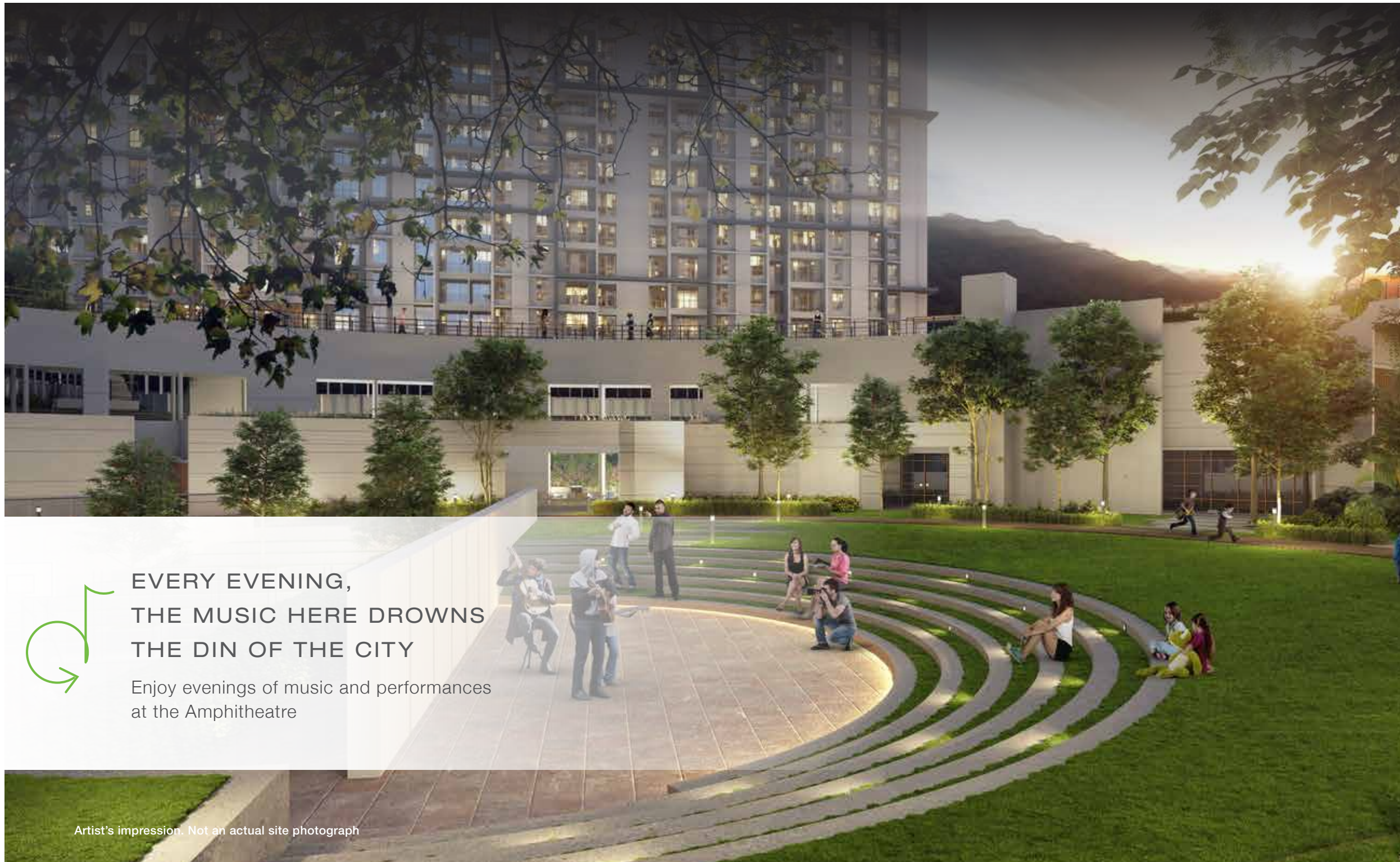


SQUASH COURT



TREE HOUSE


Stock images are for representation purpose only. Not an actual site photograph



EVERY EVENING,
THE MUSIC HERE DROWNS
THE DIN OF THE CITY

Enjoy evenings of music and performances
at the Amphitheatre


Artist's impression. Not an actual site photograph



A LAP OR TWO HERE
IS THE ANTIDOTE TO
YOUR TIRING DAY

Rejuvenate in the lavish semi-covered
Swimming Pool

Artist's impression. Not an actual site photograph



A PERFECT VIEW TO ENJOY A CUPPA AT YOUR OWN PRIVATE SUNDECK



Start the day in quietude and the serenity of hill views, or host a low-key sun downer with close friends, at your very own exclusive sundeck.

Artist's impression. Not an actual site photograph



A PERFECT HOME WITH PERFECT LUXURY

Actual photograph of sample flat

This is an image of final constructed Dining Area of a residential 3 BHK flat/unit, (Carpet Area: 76.92 SQ.M. Exclusive Area: 8.73 SQ.M.) of the project Godrej Emerald. The furniture, loose fixtures etc. displayed do not come as a standard offering. The colours will vary upon actual construction. The furniture, accessories, paintings, items, electronic goods, additional fittings/fixtures, decorative items, false ceiling including finishing materials, specifications, shades, sizes and colour of the tiles etc. shown in the image are only indicative in nature and are only for the purpose of illustrating/indicating a possible layout and do not form part of the standard specifications/amenities/services to be provided in the flat.



A PERFECT SETTING FOR SPACIOUS LIVING

Actual photograph of sample flat

This is an image of final constructed Dining Area of a residential 3 BHK flat/unit, (Carpet Area: 76.92 SQ.M. Exclusive Area: 8.73 SQ.M.) of the project Godrej Emerald. The furniture, loose fixtures etc. displayed do not come as a standard offering. The colours will vary upon actual construction. The furniture, accessories, paintings, items, electronic goods, additional fittings/fixtures, decorative items, false ceiling including finishing materials, specifications, shades, sizes and colour of the tiles etc. shown in the image are only indicative in nature and are only for the purpose of illustrating/indicating a possible layout and do not form part of the standard specifications/amenities/services to be provided in the flat.



A PERFECT COMFORT TO PERFECT WELLBEING

Actual photograph of sample flat

This is an image of final constructed Dining Area of a residential 3 BHK flat/unit, (Carpet Area: 76.92 SQ.M. Exclusive Area: 8.73 SQ.M.) of the named project Emerald. The furniture, loose fixtures etc. displayed do not come as a standard offering. The colours will vary upon actual construction. The furniture, accessories, paintings, items, electronic goods, additional fittings/fixtures, decorative items, finishing including finishing materials, specifications, shades, sizes and colour of the tiles etc. shown in the image are only indicative in nature and are only for the purpose of illustrating/indicating a possible layout and do not form part of the standard specifications/amenities/services to be provided in the flat.

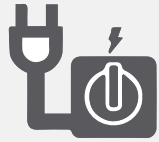


PERFECT VIEW TO PERFECT SPACES

Actual photograph of sample flat

This is an image of final constructed Dining Area of a residential 3 BHK flat/unit, (Carpet Area: 76.92 SQ.M. Exclusive Area: 8.73 SQ.M.) of the project Godrej Emerald. The furniture, loose fixtures etc. displayed do not come as a standard offering. The colours will vary upon actual construction. The furniture, accessories, paintings, items, electronic goods, additional fittings/fixtures, decorative items, false ceiling including finishing materials, specifications, shades, sizes and colour of the tiles etc. shown in the image are only indicative in nature and are only for the purpose of illustrating/indicating a possible layout and do not form part of the standard specifications/amenities/services to be provided in the flat.

THOUGHTFUL UTILITIES FOR THE PERFECT LIFE



ELECTRICITY POWER BACKUP
FOR COMMON AREAS



SEWAGE TREATMENT
PLANT



RAIN WATER
HARVESTING



DIFFERENTLY-ABLED
FRIENDLY



CCTV FOR
ENTRANCE LOBBY



FIRE SAFETY MEASURES
AND INSTALLATIONS



LOW VOC PAINT



SOLAR PANELS

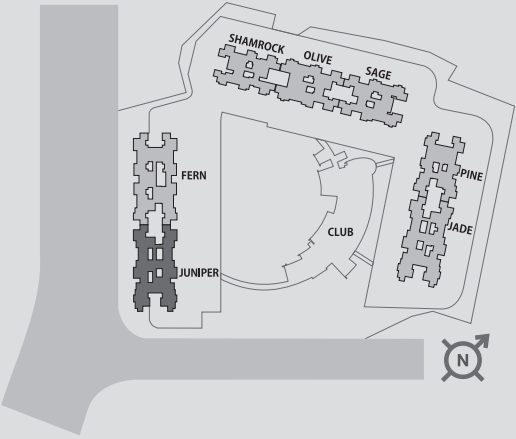
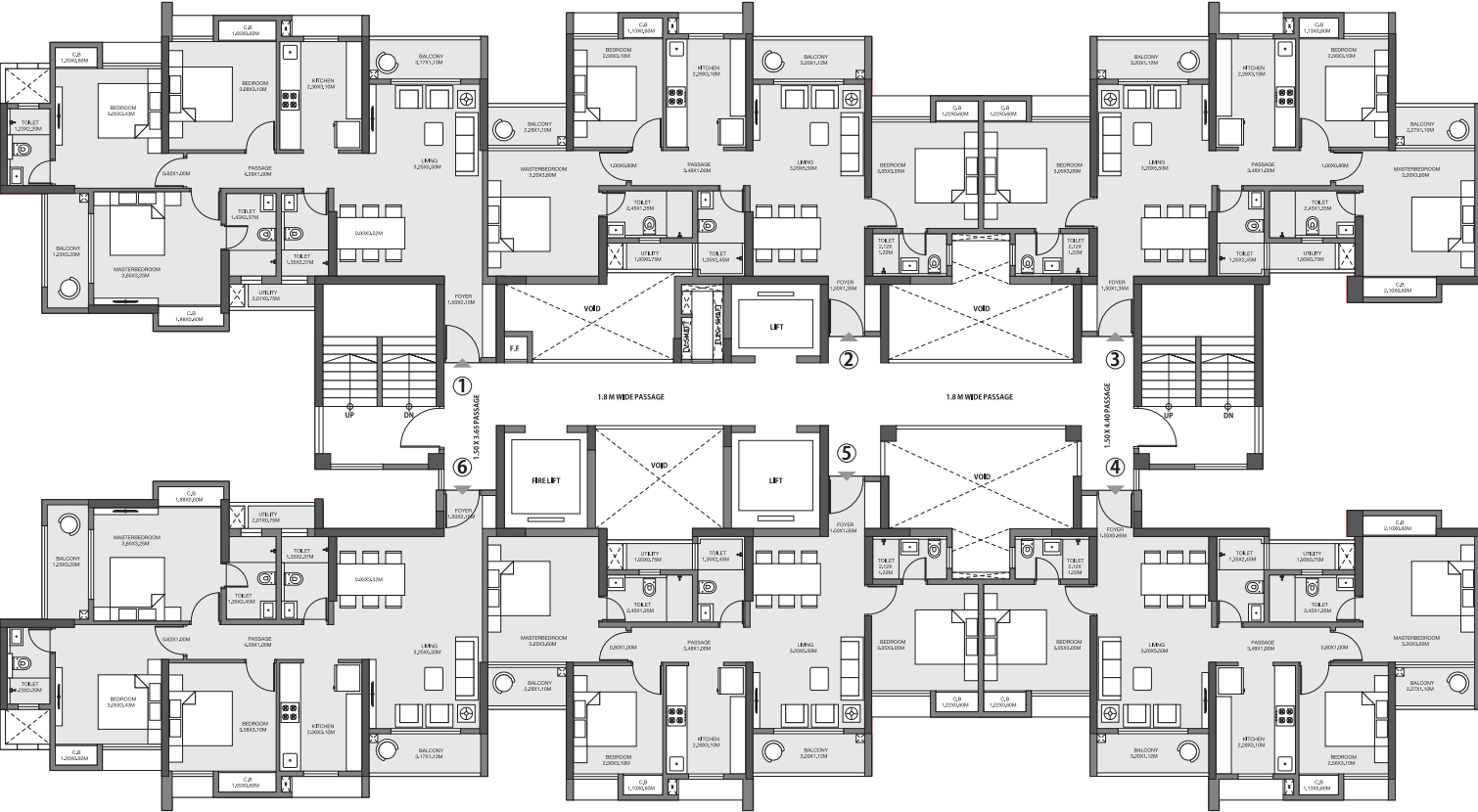


WATER BACKUP



ENERGY EFFICIENT
LIGHTS IN COMMON AREAS

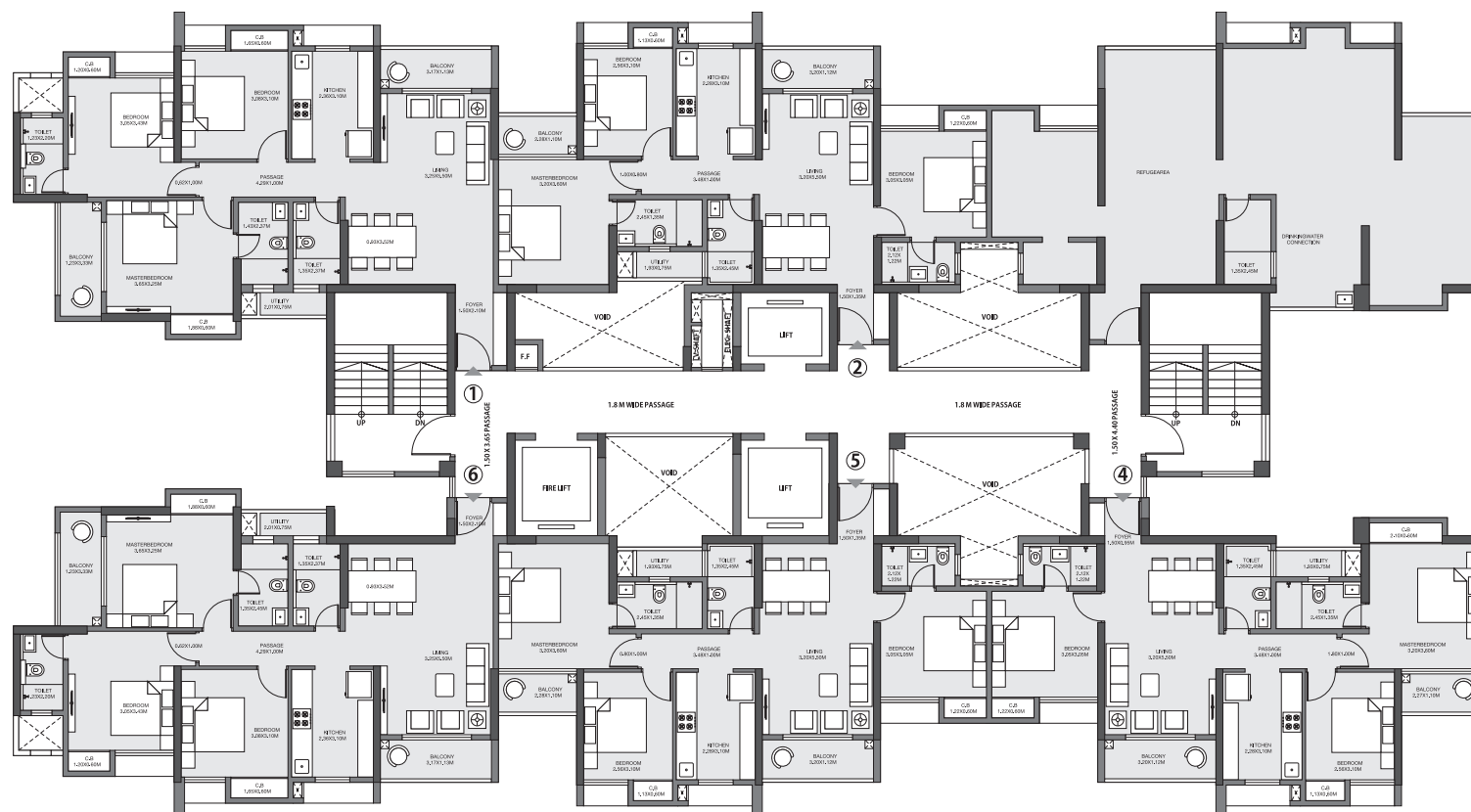
JUNIPER
TYPICAL PLAN



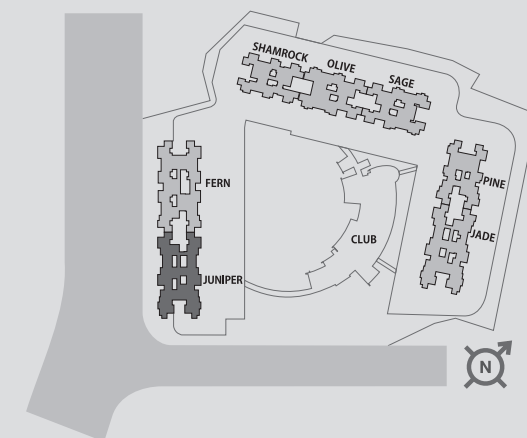
The furniture, decorative items, etc. shown in the plan are only suggested and the same are not intended or obligated to be provided as specifications and/or service in the flat/unit and does not form part of standard specification . 1 SQ.M.= 10.764 SQ.FT.

JUNIPER

REFUGE LEVEL
5, 9, 14, 19 & 24TH FLOOR

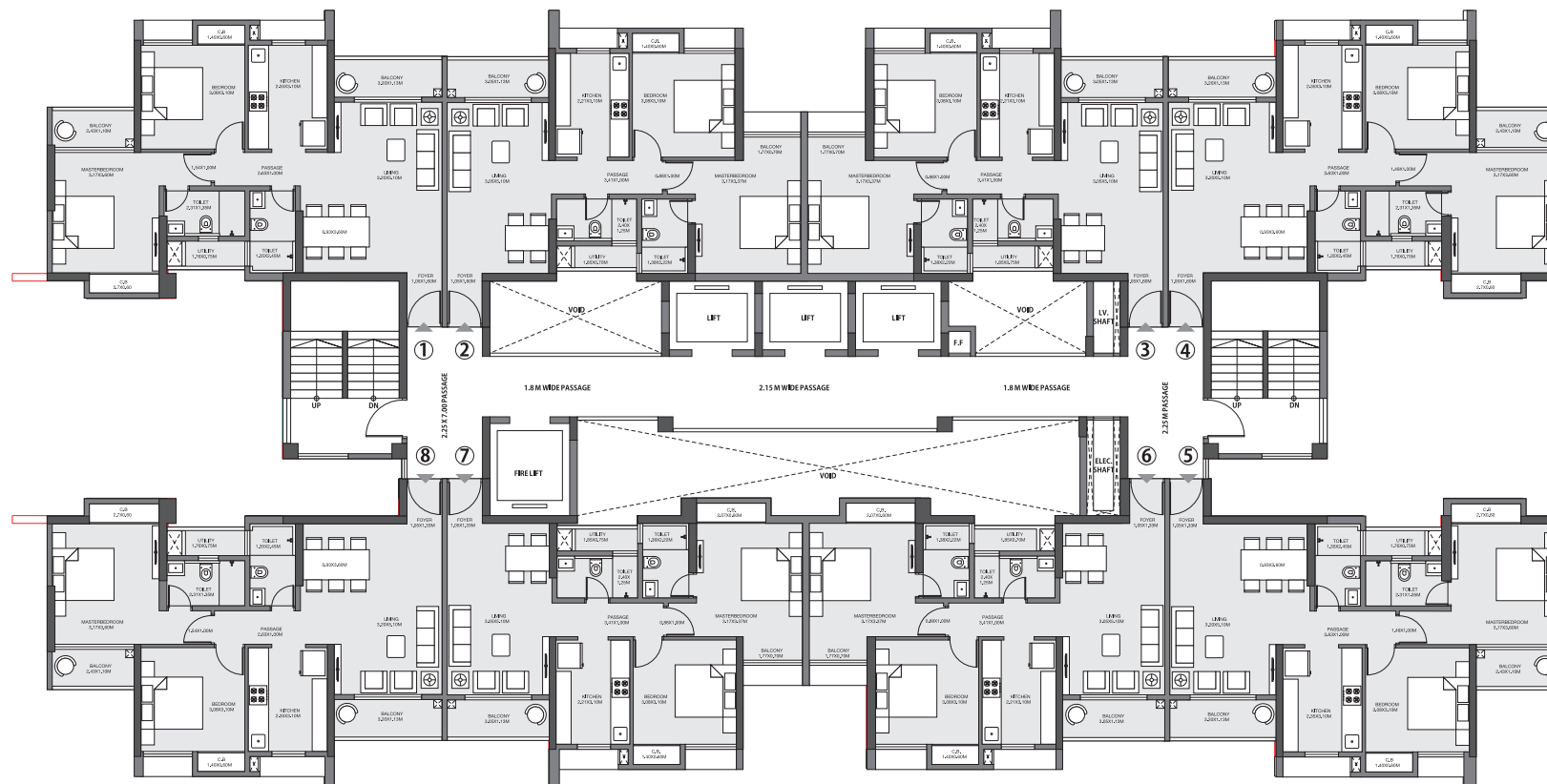


The furniture, decorative items, etc. shown in the plan are only suggested and the same are not intended or obligated to be provided as specifications and/or service in the flat/unit and does not form part of standard specification . 1 SQ.M.= 10.764 SQ.FT.

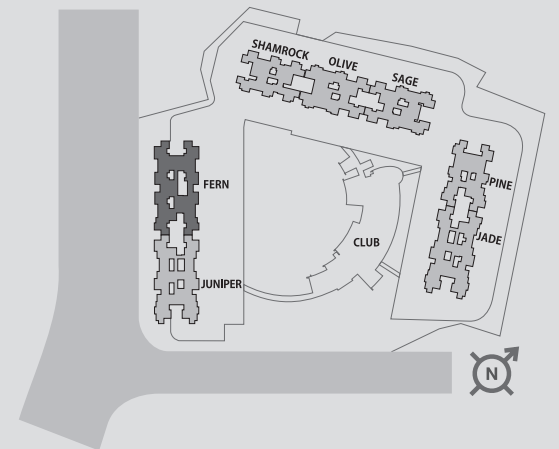


FERN

TYPICAL PLAN

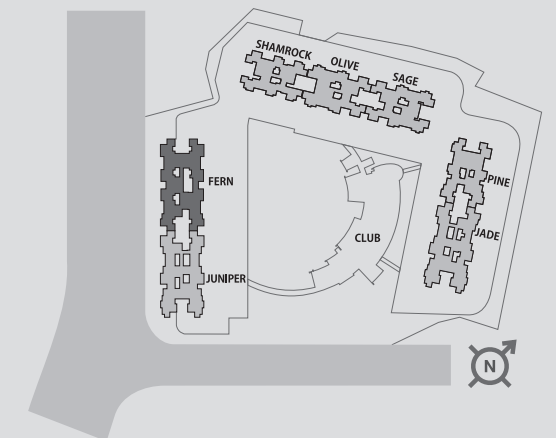


The furniture, decorative items, etc. shown in the plan are only suggested and the same are not intended or obligated to be provided as specifications and/or service in the flat/unit and does not form part of standard specification . 1 SQ.M.= 10.764 SQ.FT.



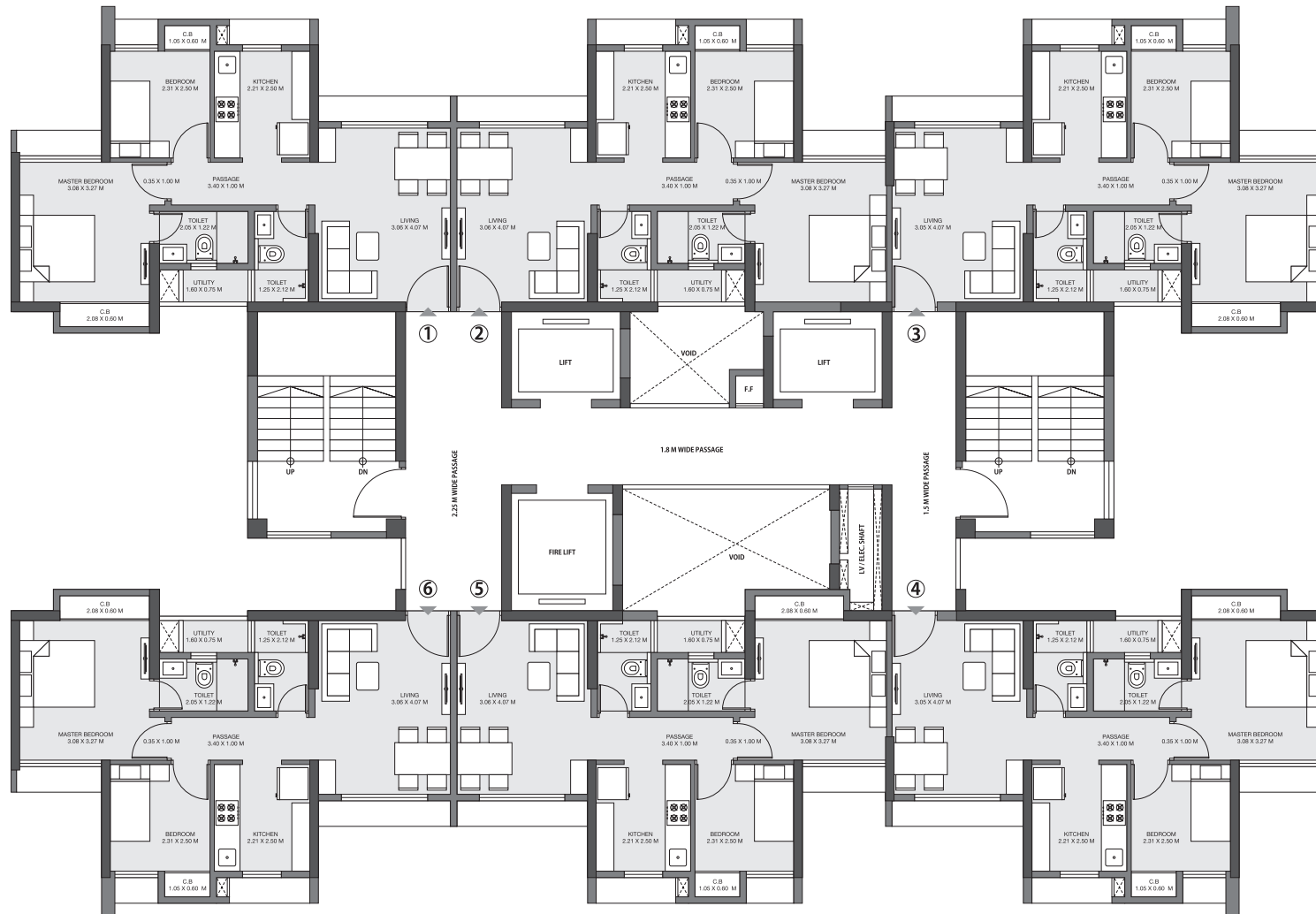
FERN

REFUGE LEVEL
5, 9, 14, 19 & 24TH FLOOR

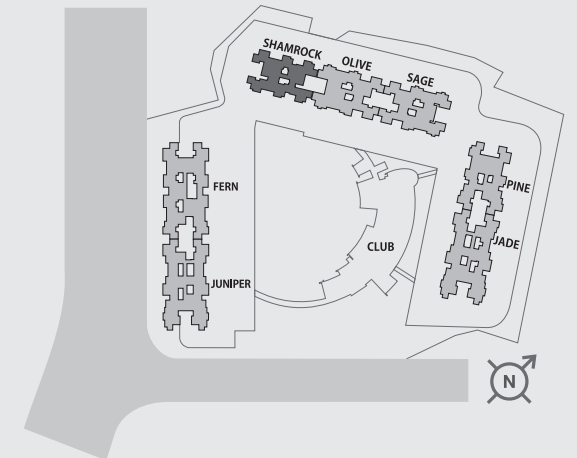


The furniture, decorative items, etc. shown in the plan are only suggested and the same are not intended or obligated to be provided as specifications and/or service in the flat/unit and does not form part of standard specification . 1 SQ.M.= 10.764 SQ.FT.

SHAMROCK TYPICAL LEVEL

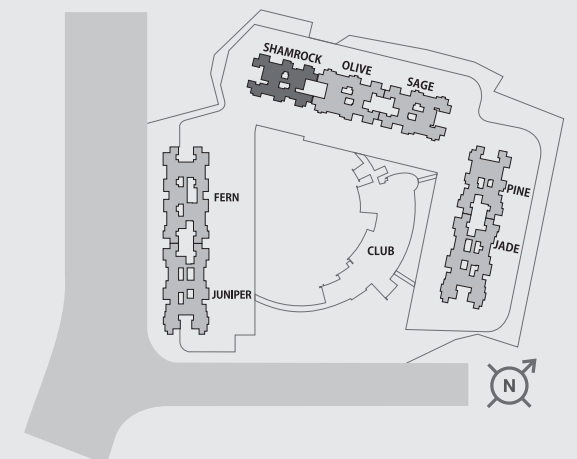


The furniture, decorative items, etc. shown in the plan are only suggested and the same are not intended or obligated to be provided as specifications and/or service in the flat/unit and does not form part of standard specification . 1 SQ.M = 10.764 SQ.FT



SIAMRIBBOK

REFUGE LEVEL 5,9,14,19 & 24TH FLOOR

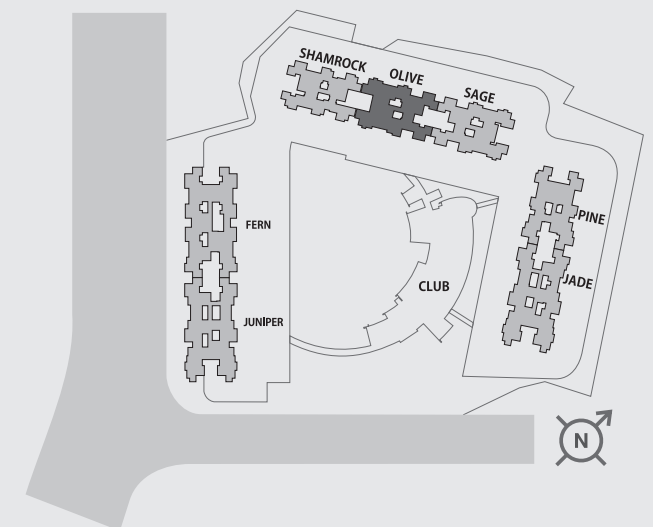


The furniture, decorative items, etc. shown in the plan are only suggested and the same are not intended or obligated to be provided as specifications and/or service in the flat/unit and does not form part of standard specification . 1 SQ.M = 10.764 SQ.FT

OLIVE TYPICAL LEVEL

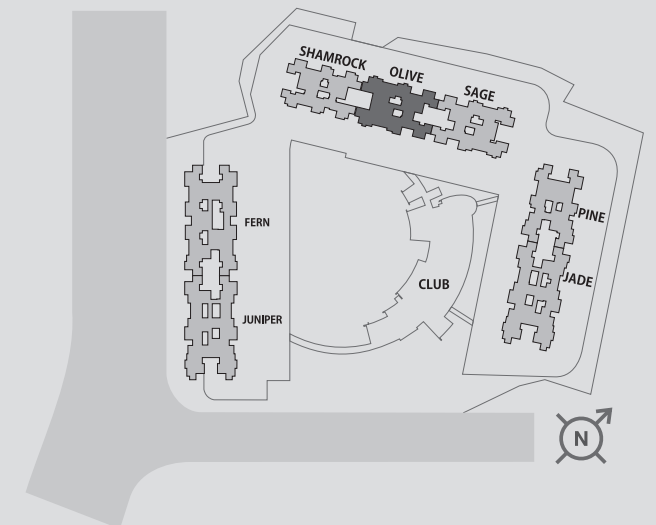


The furniture, decorative items, etc. shown in the plan are only suggested and the same are not intended or obligated to be provided as specifications and/or service in the flat/unit and does not form part of standard specification . 1 SQ.M = 10.764 SQ.FT



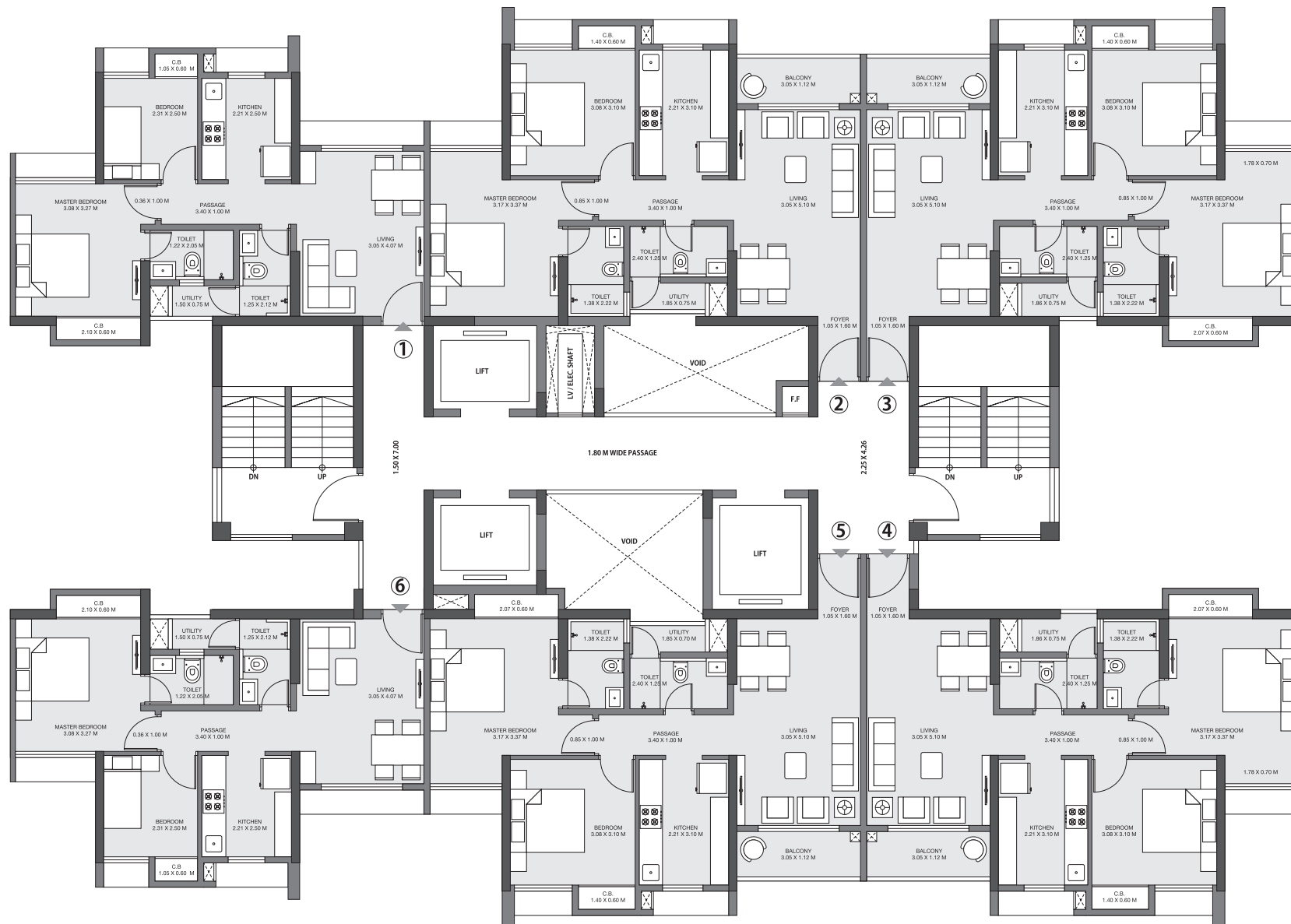


OLIVE REFUGE LEVEL 5,9,14,19 & 24th Floor

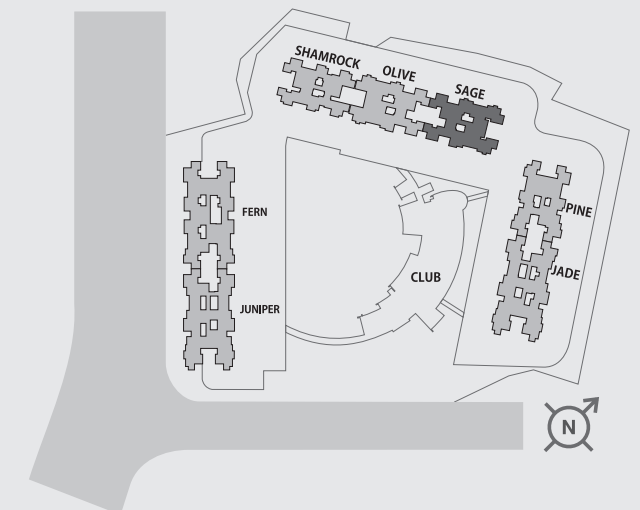


The furniture, decorative items, etc. shown in the plan are only suggested and the same are not intended or obligated to be provided as specifications and/or service in the flat/unit and does not form part of standard specification . 1 SQ.M = 10.764 SQ.FT

SAGE TYPICAL LEVEL



The furniture, decorative items, etc. shown in the plan are only suggested and the same are not intended or obligated to be provided as specifications and/or service in the flat/unit and does not form part of standard specification . 1 SQ.M = 10.764 SQ.FT

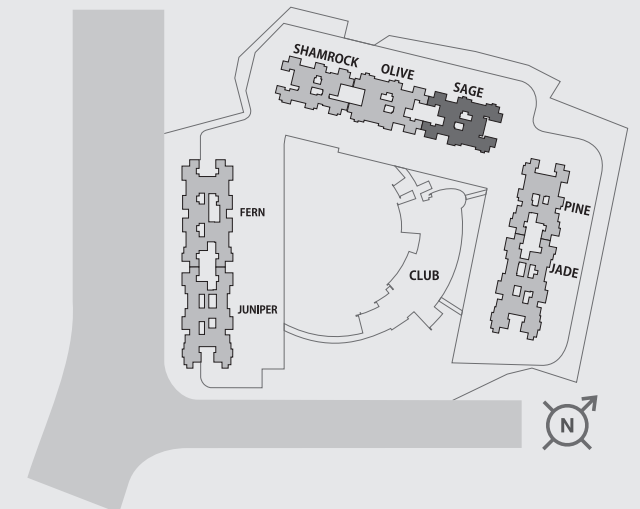




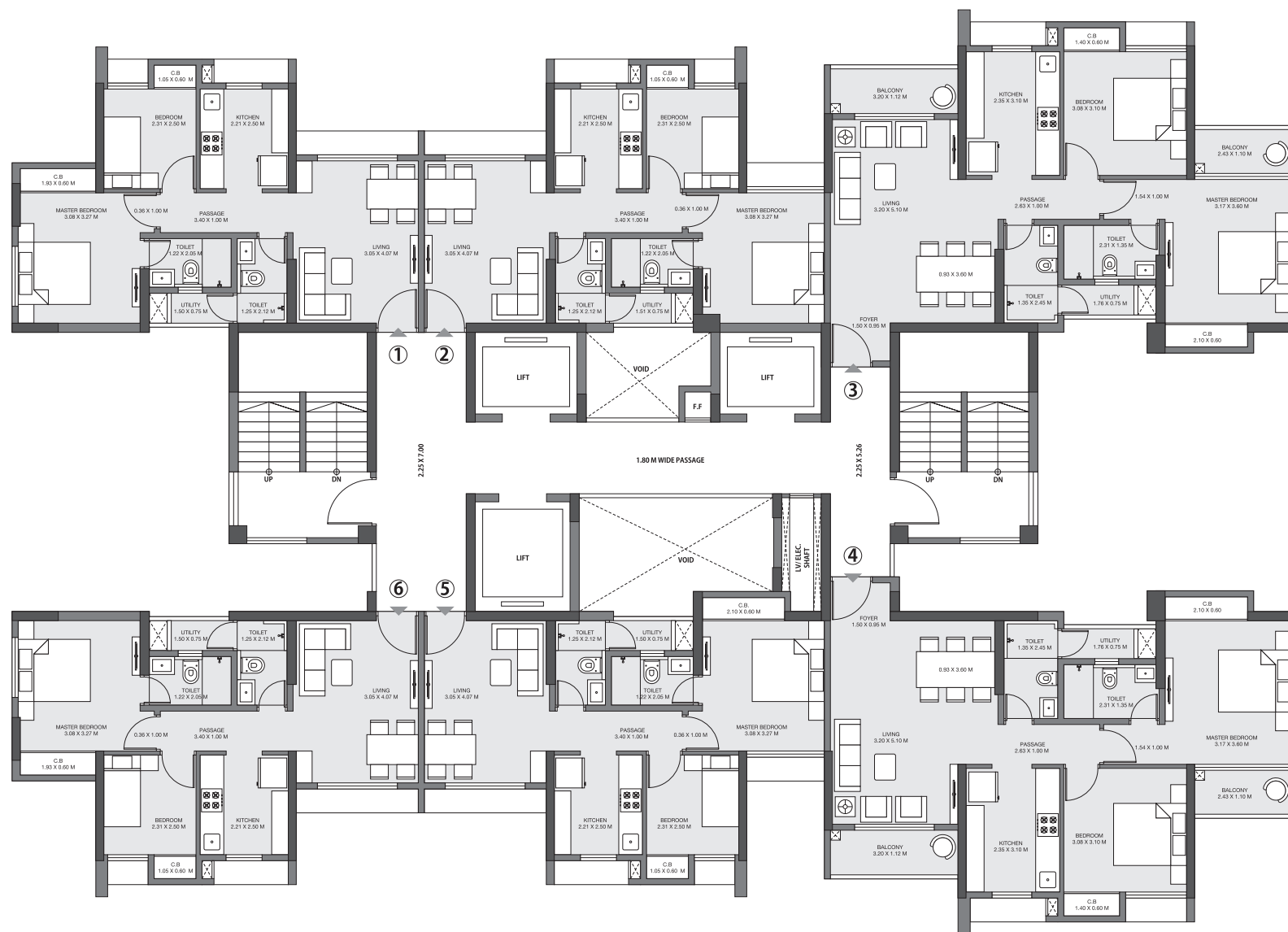
SAGE

REFUGE LEVEL

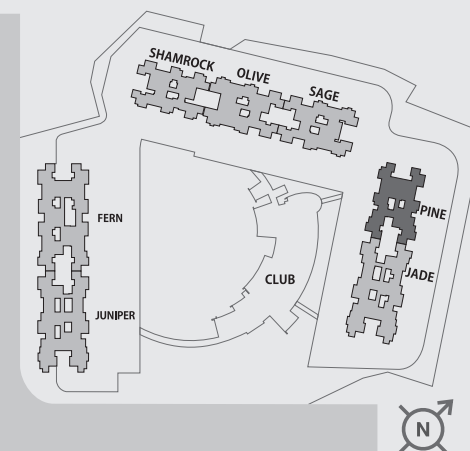
5,9,14,19 & 24th Floor



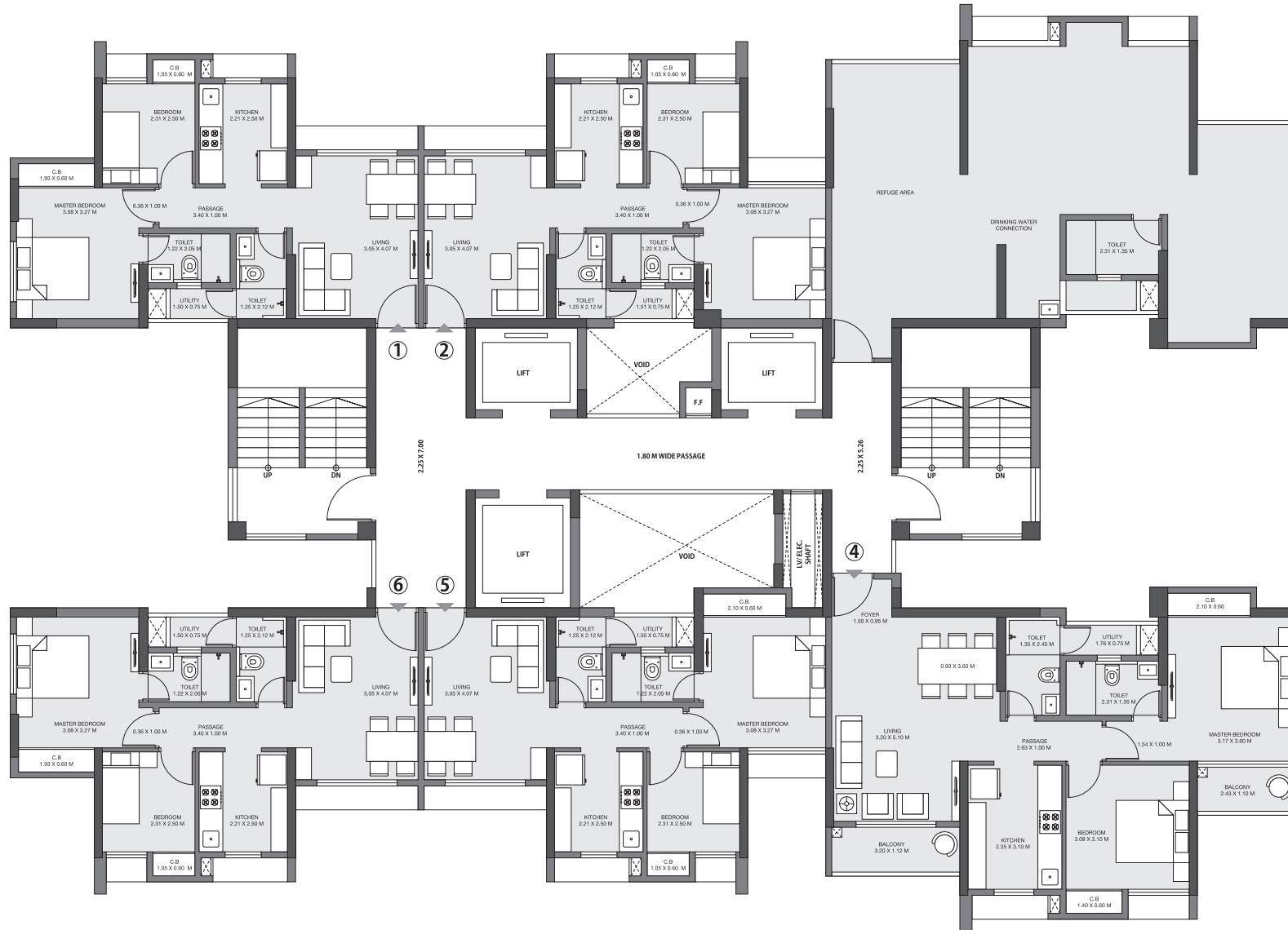
The furniture, decorative items, etc. shown in the plan are only suggested and the same are not intended or obligated to be provided as specifications and/or service in the flat/unit and does not form part of standard specification . 1 SQ.M = 10.764 SQ.FT



PINE TYPICAL LEVEL



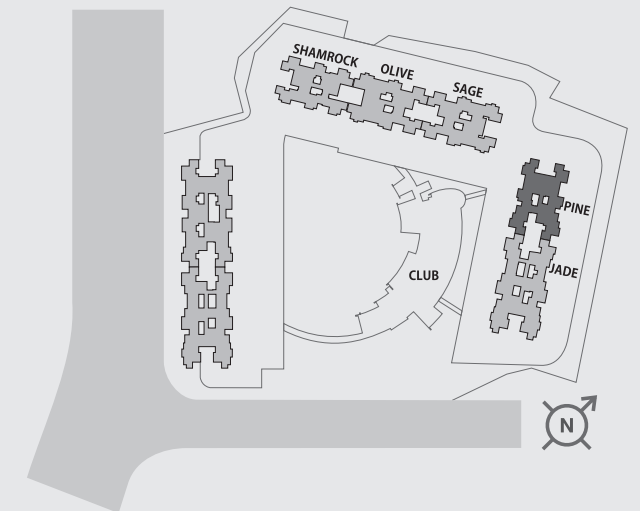
The furniture, decorative items, etc. shown in the plan are only suggested and the same are not intended or obligated to be provided as specifications and/or service in the flat/unit and does not form part of standard specification . 1 SQ.M = 10.764 SQ.FT



PINE

REFUGE LEVEL

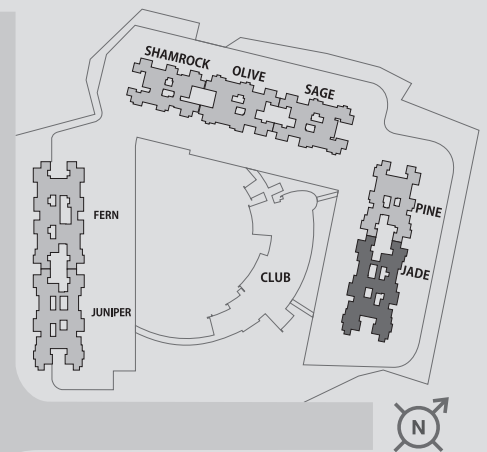
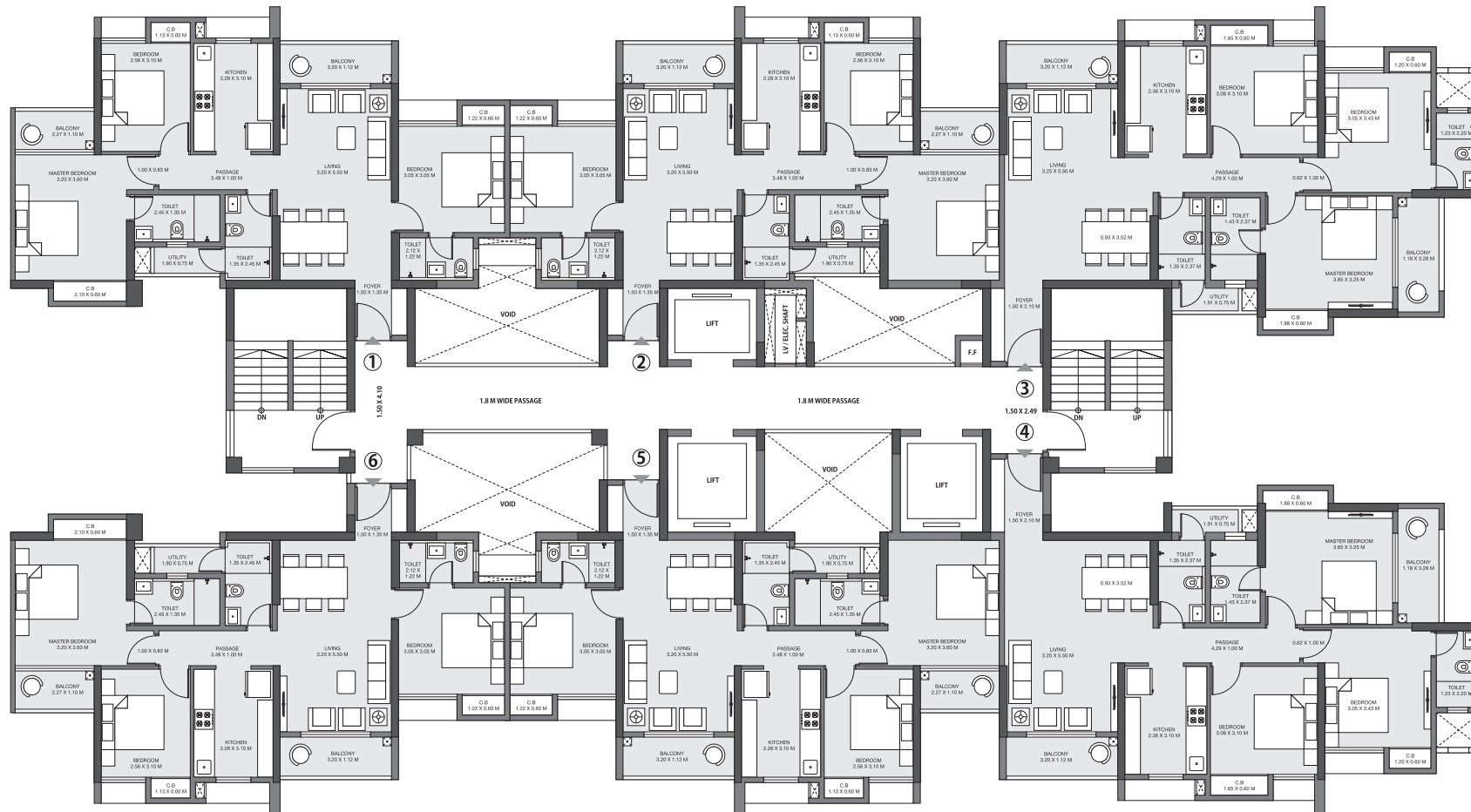
5,9,14,19 & 24th Floor



The furniture, decorative items, etc. shown in the plan are only suggested and the same are not intended or obligated to be provided as specifications and/or service in the flat/unit and does not form part of standard specification . 1 SQ.M = 10.764 SQ.FT

JADE

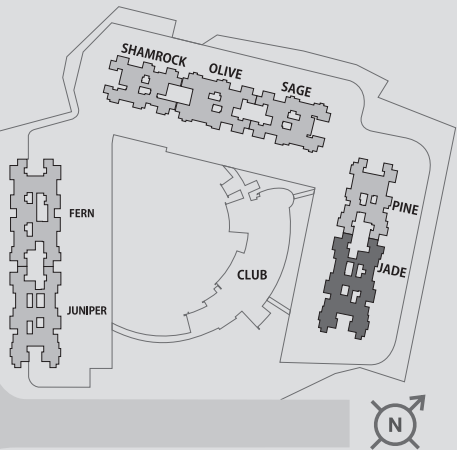
TYPICAL LEVEL



The furniture, decorative items, etc. shown in the plan are only suggested and the same are not intended or obligated to be provided as specifications and/or service in the flat/unit and does not form part of standard specification . 1 SQ.M = 10.764 SQ.FT

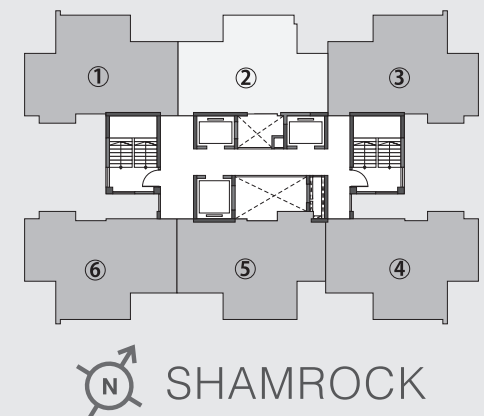
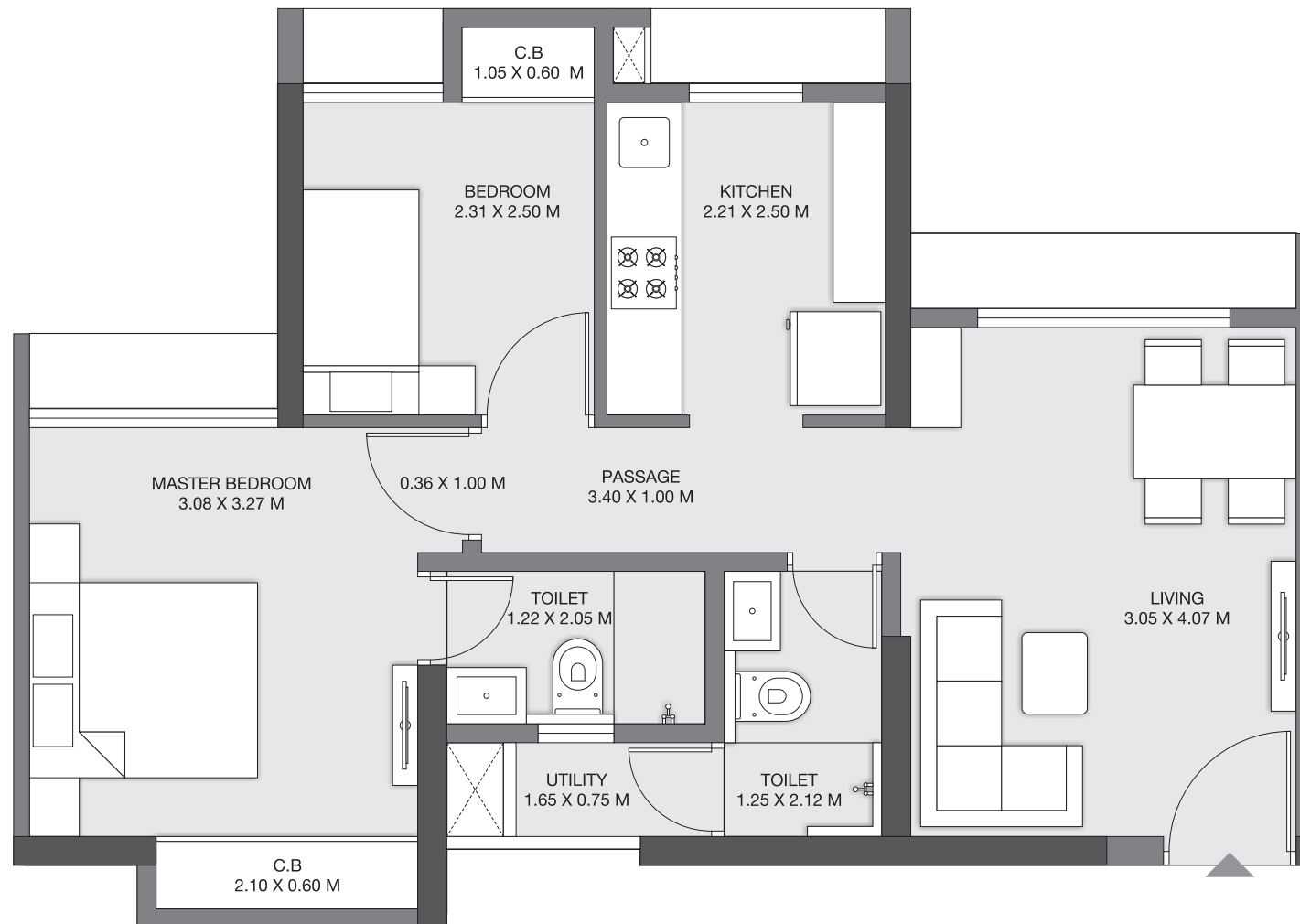
JADE

REFUGE LEVEL
5,9,14,19 & 24th Floor



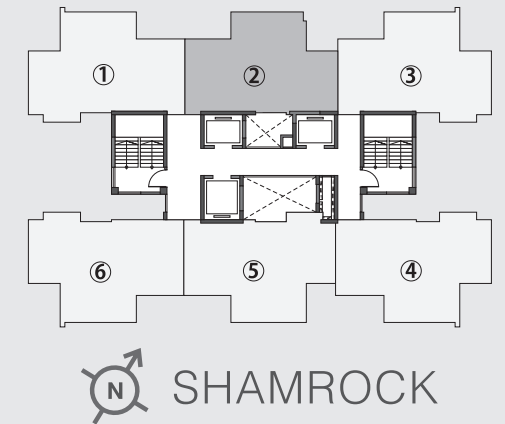
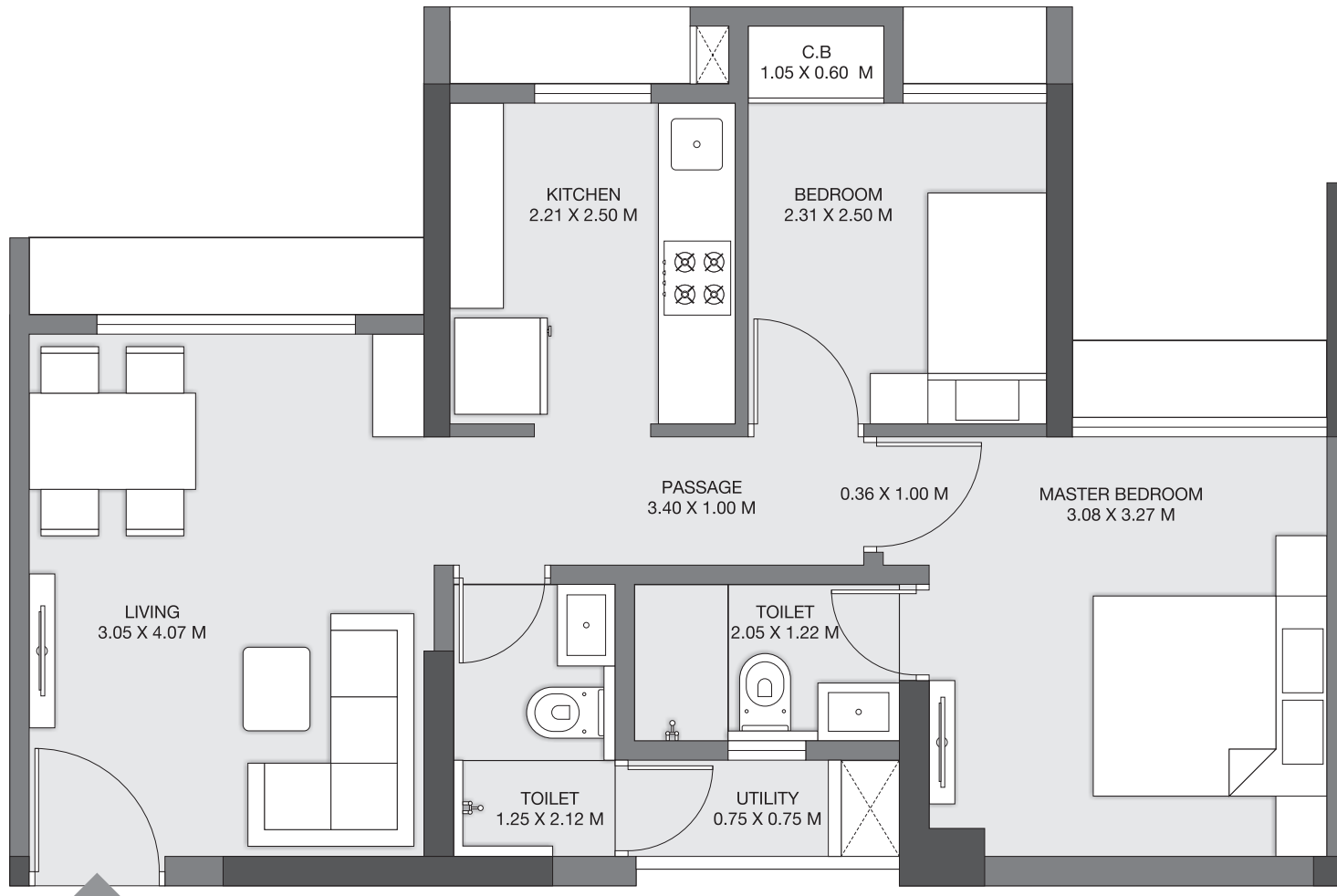
The furniture, decorative items, etc. shown in the plan are only suggested and the same are not intended or obligated to be provided as specifications and/or service in the flat/unit and does not form part of standard specification . 1 SQ.M = 10.764 SQ.FT

1.5 BHK



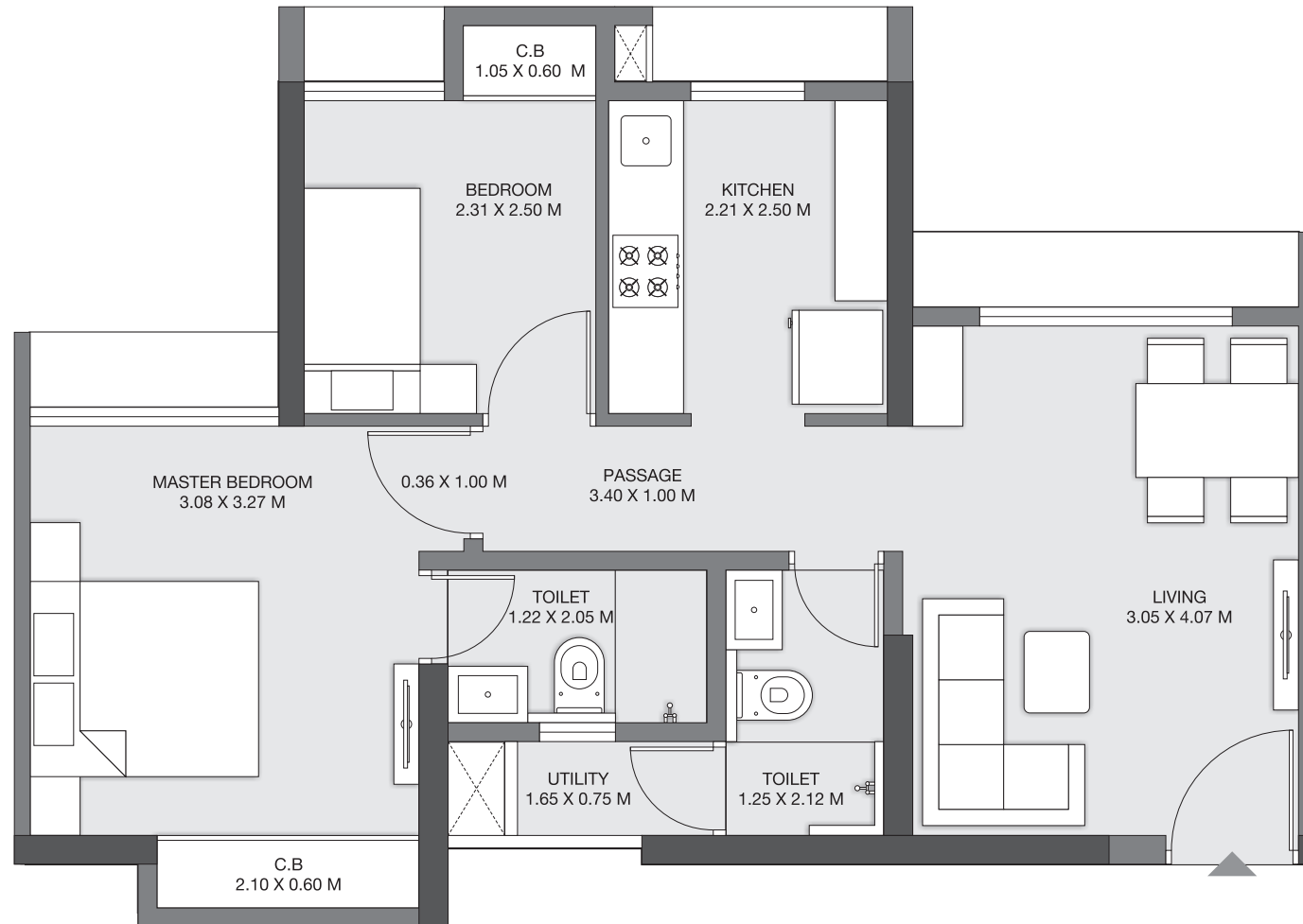
The furniture, decorative items, etc. shown in the plan are only suggested and the same are not intended or obligated to be provided as specifications and/or service in the flat/unit and does not form part of standard specification. The plan represents the Unit series 1 of SAGE tower. 1 SQ.M = 10.764 SQ.FT

1.5 BHK

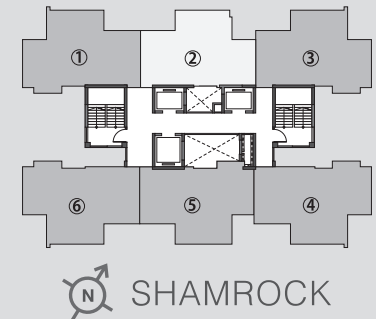
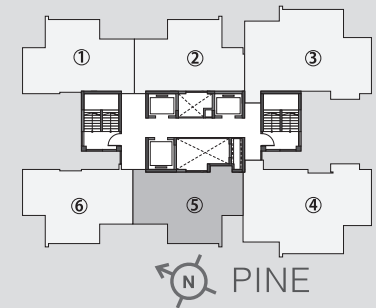
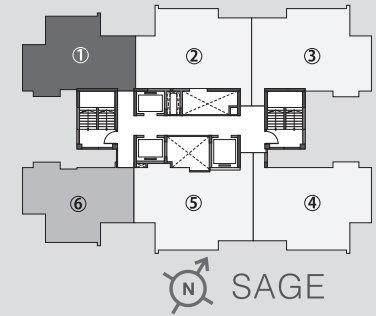
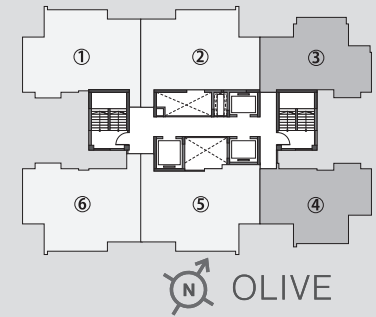


The furniture, decorative items, etc. shown in the plan are only suggested and the same are not intended or obligated to be provided as specifications and/or service in the flat/unit and does not form part of standard specification. The plan represents the Unit series 2 of PINE tower. 1 SQ.M = 10.764 SQ.FT

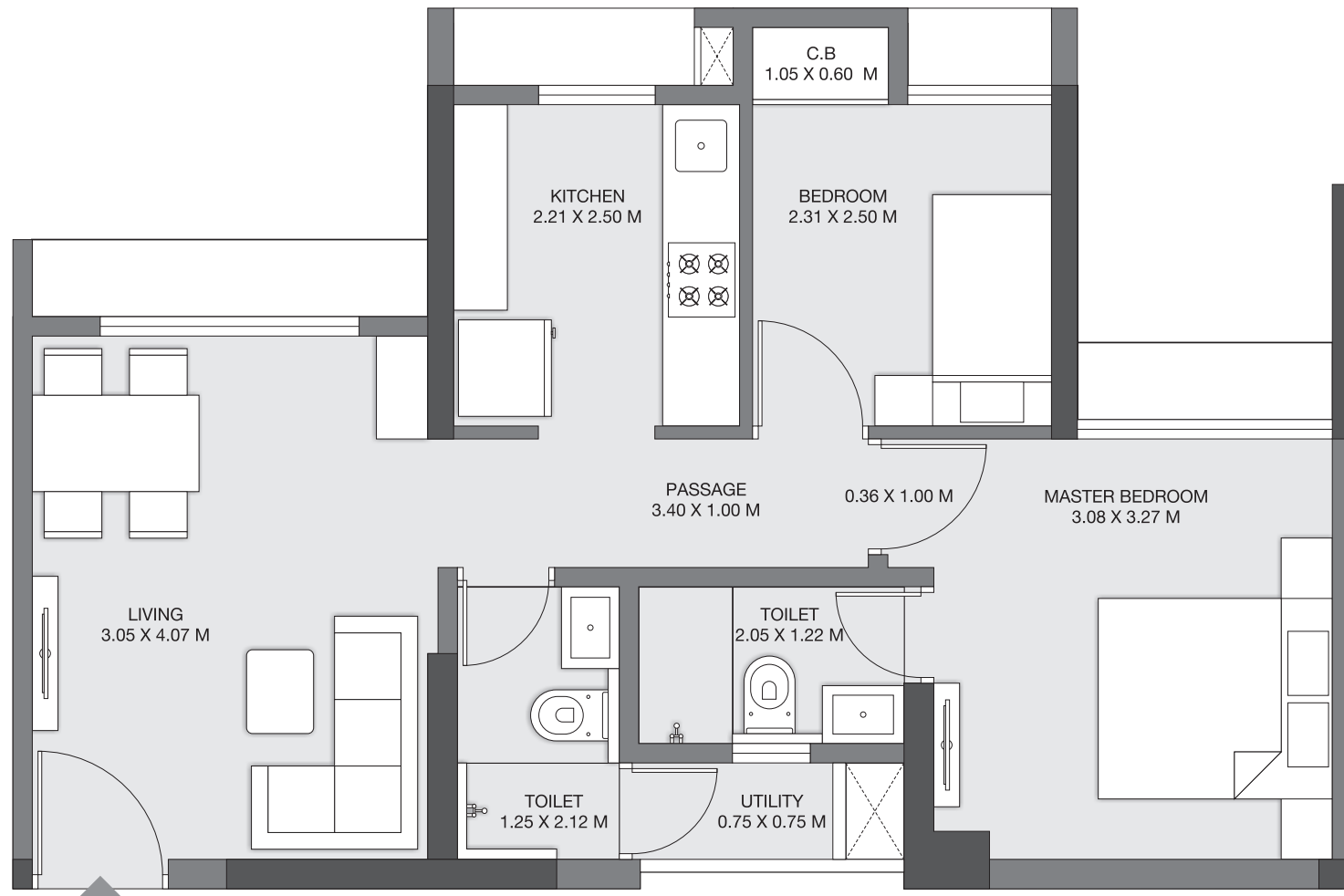
1.5 BHK



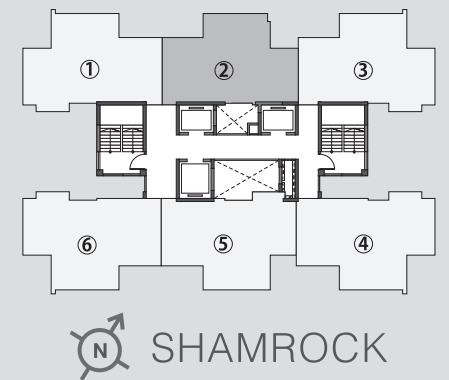
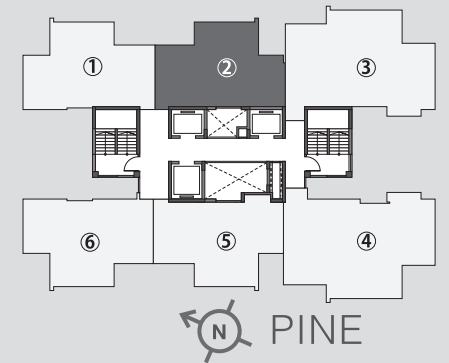
The furniture, decorative items, etc. shown in the plan are only suggested and the same are not intended or obligated to be provided as specifications and/or service in the flat/unit and does not form part of standard specification. The plan represents the Unit series 1 of SAGE tower. 1 SQ.M = 10.764 SQ.FT



1.5 BHK

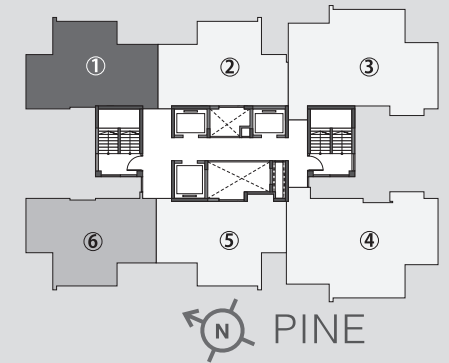
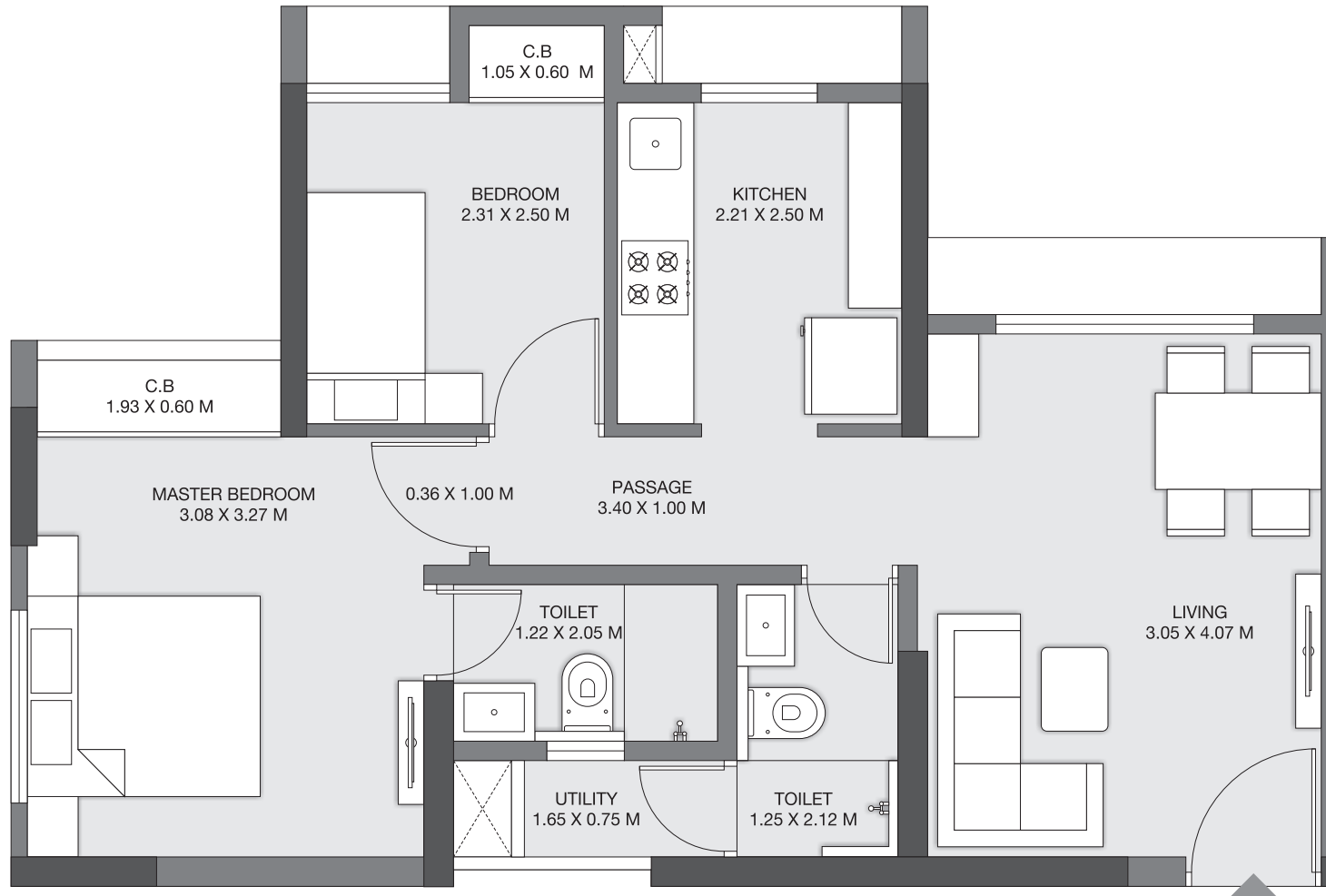


TYPICAL LEVEL



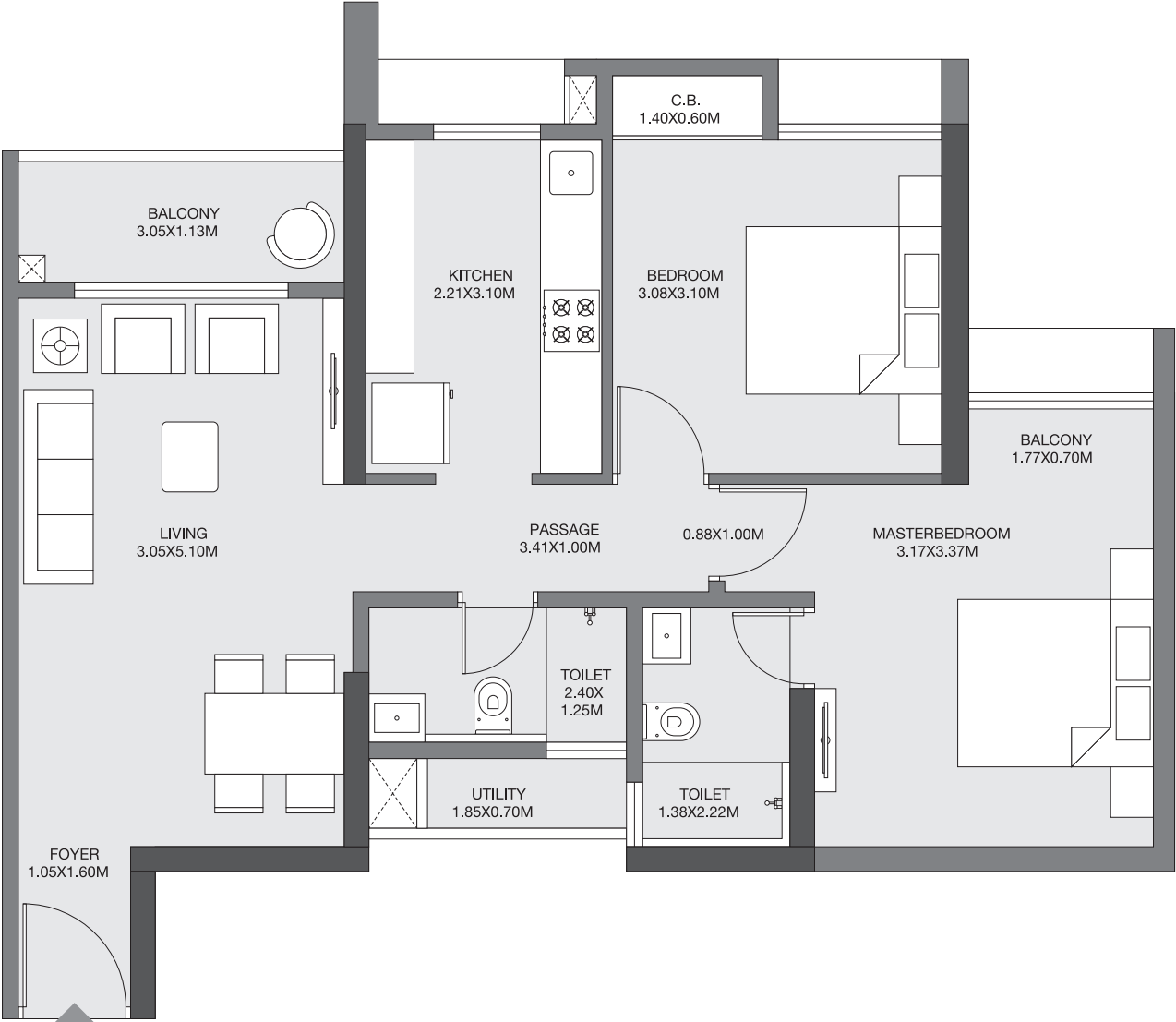
The furniture, decorative items, etc. shown in the plan are only suggested and the same are not intended or obligated to be provided as specifications and/or service in the flat/unit and does not form part of standard specification. The plan represents the Unit series 2 of PINE tower. 1 SQ.M = 10.764 SQ.FT

1.5 BHK

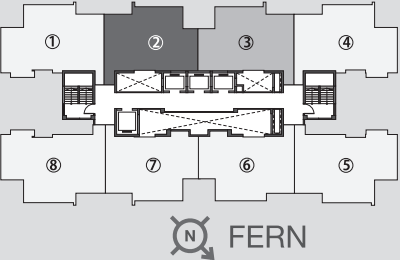


The furniture, decorative items, etc. shown in the plan are only suggested and the same are not intended or obligated to be provided as specifications and/or service in the flat/unit and does not form part of standard specification. The plan represents the Unit series 1 of PINE tower. 1 SQ.M = 10.764 SQ.FT

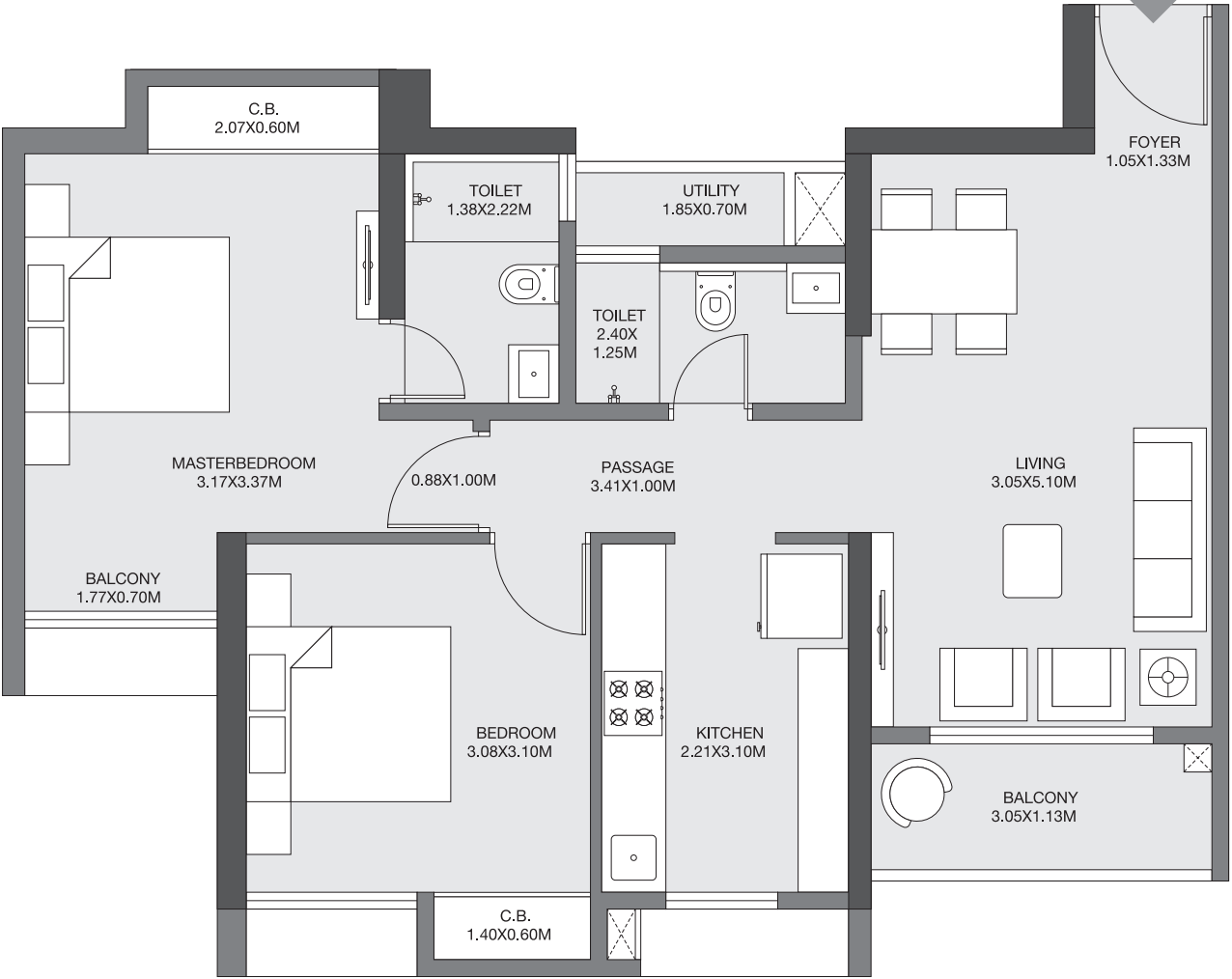
2 BHK



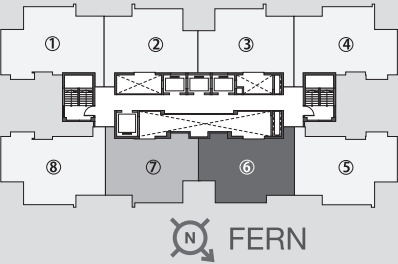
The furniture, decorative items, etc. shown in the plan are only suggested and the same are not intended or obligated to be provided as specifications and/or service in the flat/unit and does not form part of standard specification. The plan represents the Unit series 2 of FERN tower. 1 SQ.M. = 10,764 SQ.FT.



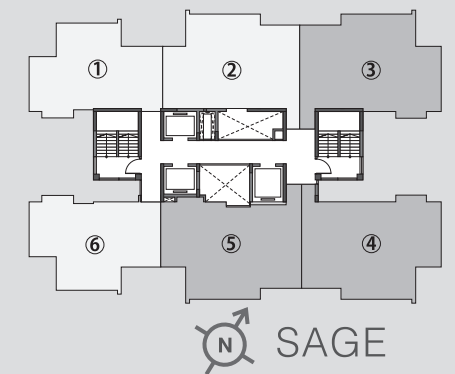
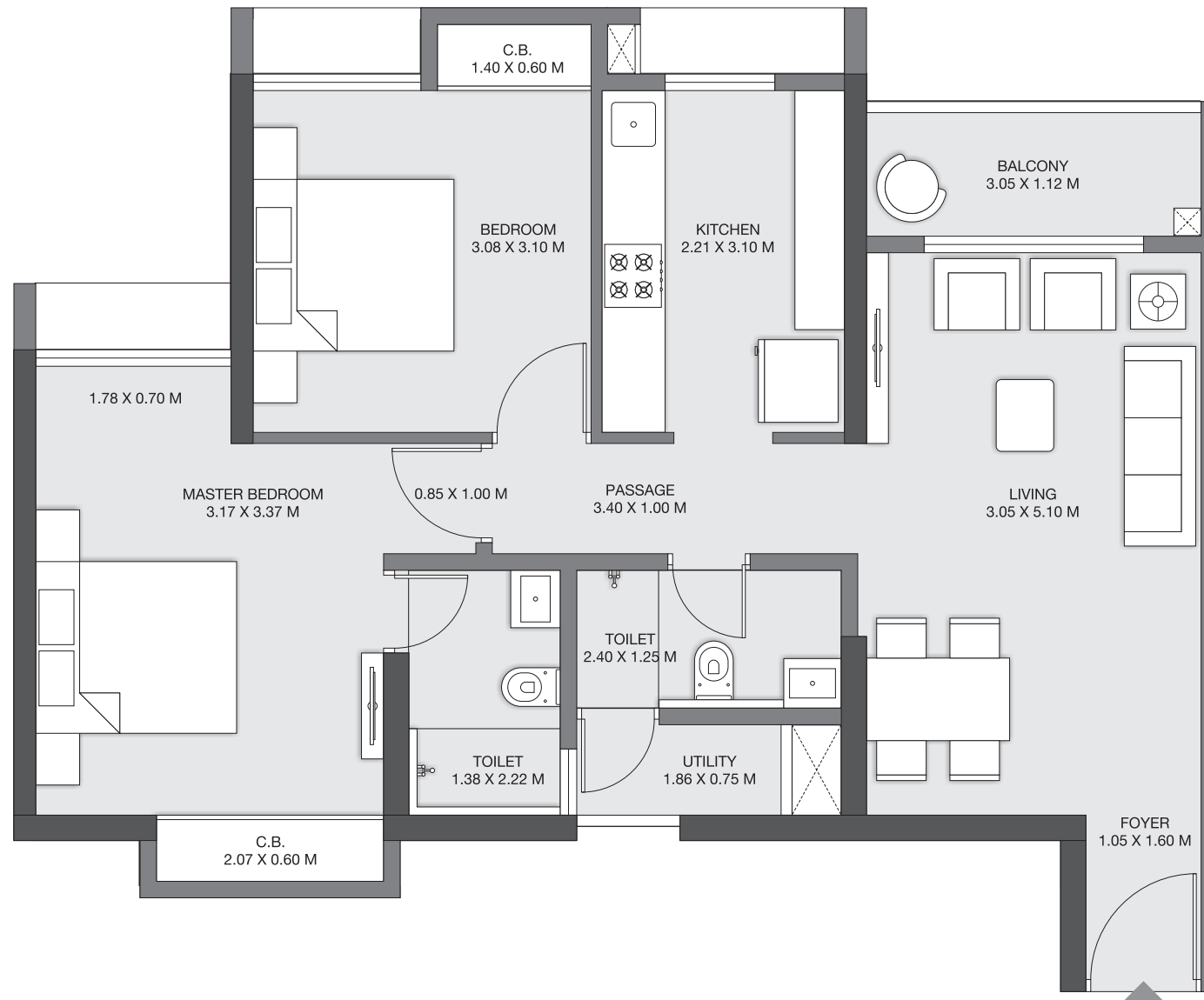
2 BHK



The furniture, decorative items, etc. shown in the plan are only suggested and the same are not intended or obligated to be provided as specifications and/or service in the flat/unit and does not form part of standard specification. The plan represents the Unit series 6 of FERN tower. 1 SQ.M. = 10,764 SQ.FT.

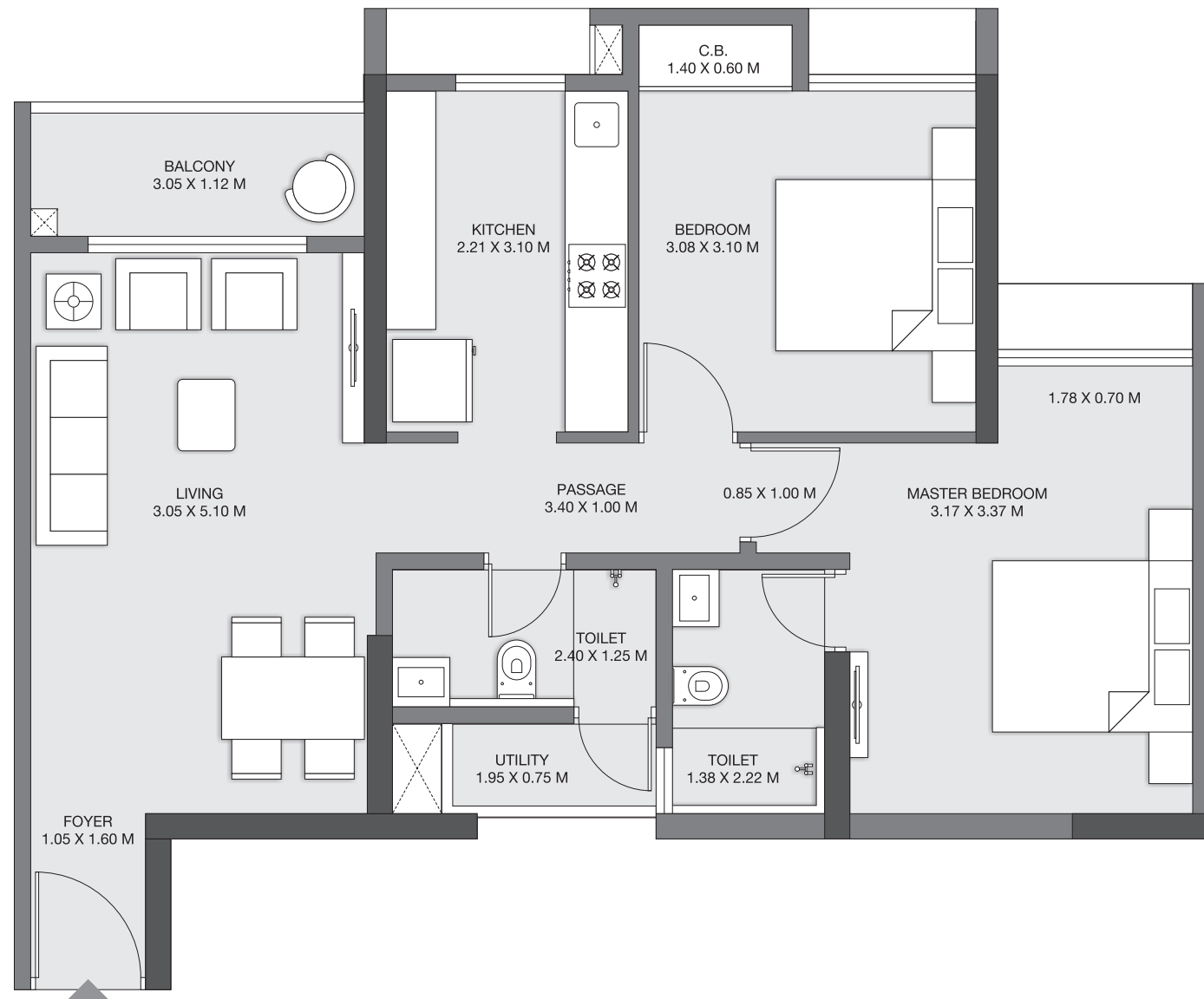


2 BHK

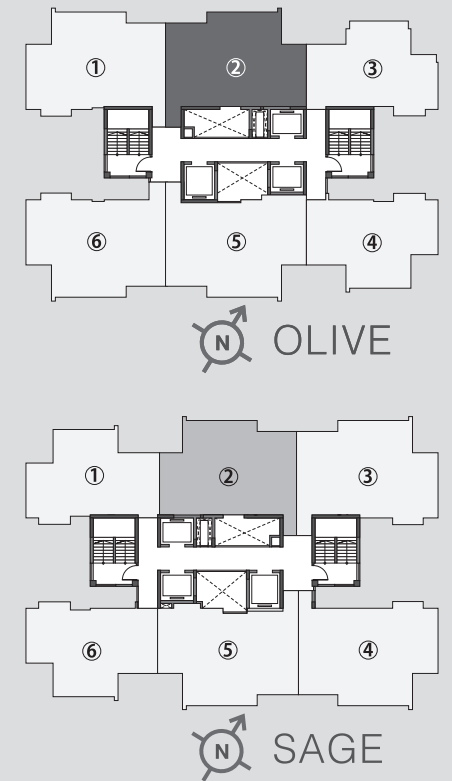


The furniture, decorative items, etc. shown in the plan are only suggested and the same are not intended or obligated to be provided as specifications and/or service in the flat/unit and does not form part of standard specification. The plan represents the Unit series 1 of OLIVE tower. 1 SQ.M = 10.764 SQ.FT

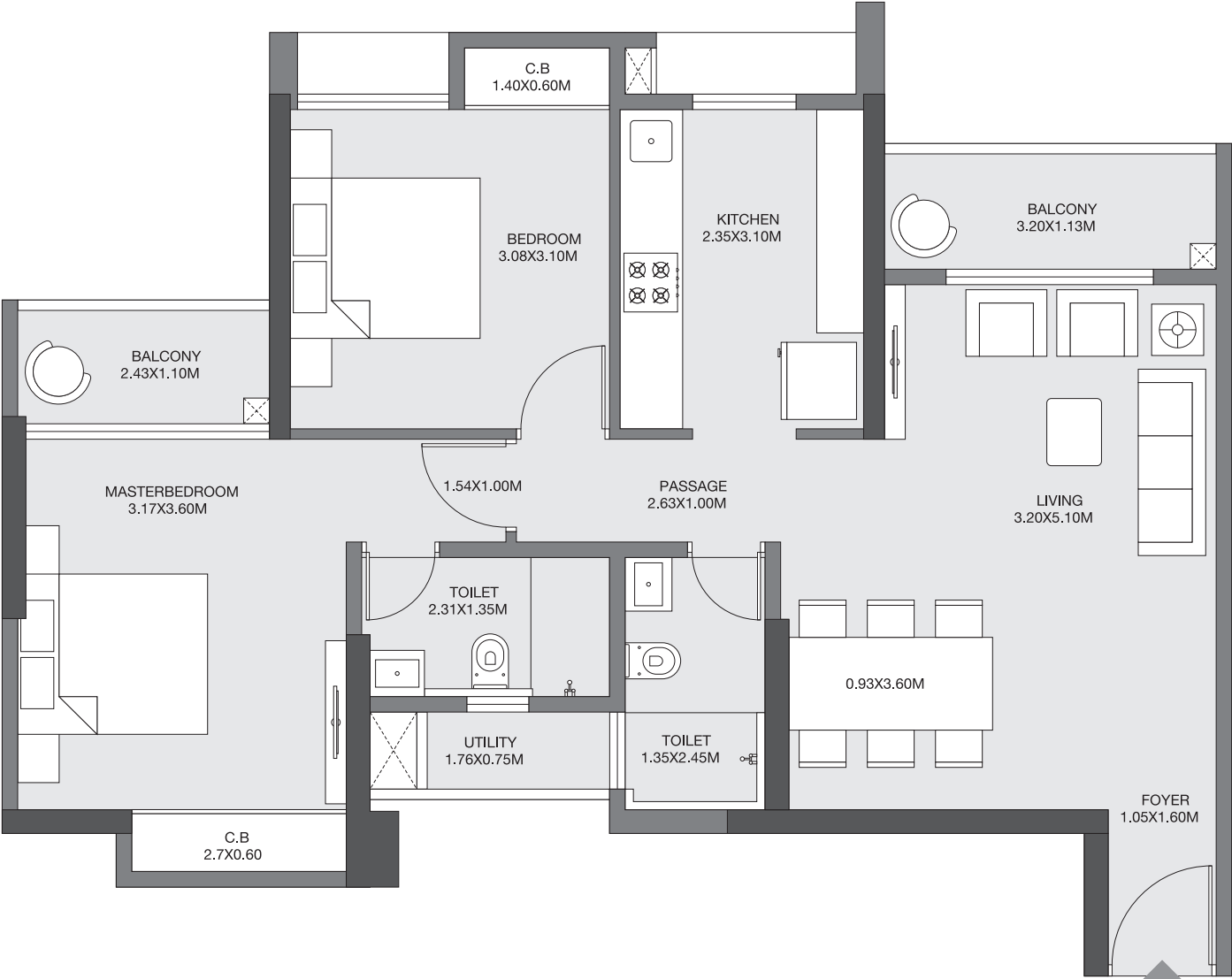
2 BHK



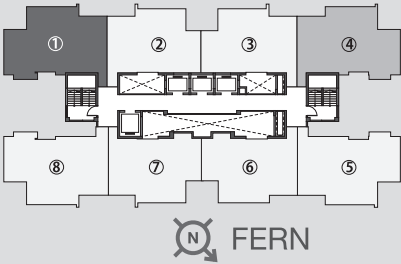
The furniture, decorative items, etc. shown in the plan are only suggested and the same are not intended or obligated to be provided as specifications and/or service in the flat/unit and does not form part of standard specification. The plan represents the Unit series 2 of OLIVE tower. 1 SQ.M = 10.764 SQ.FT



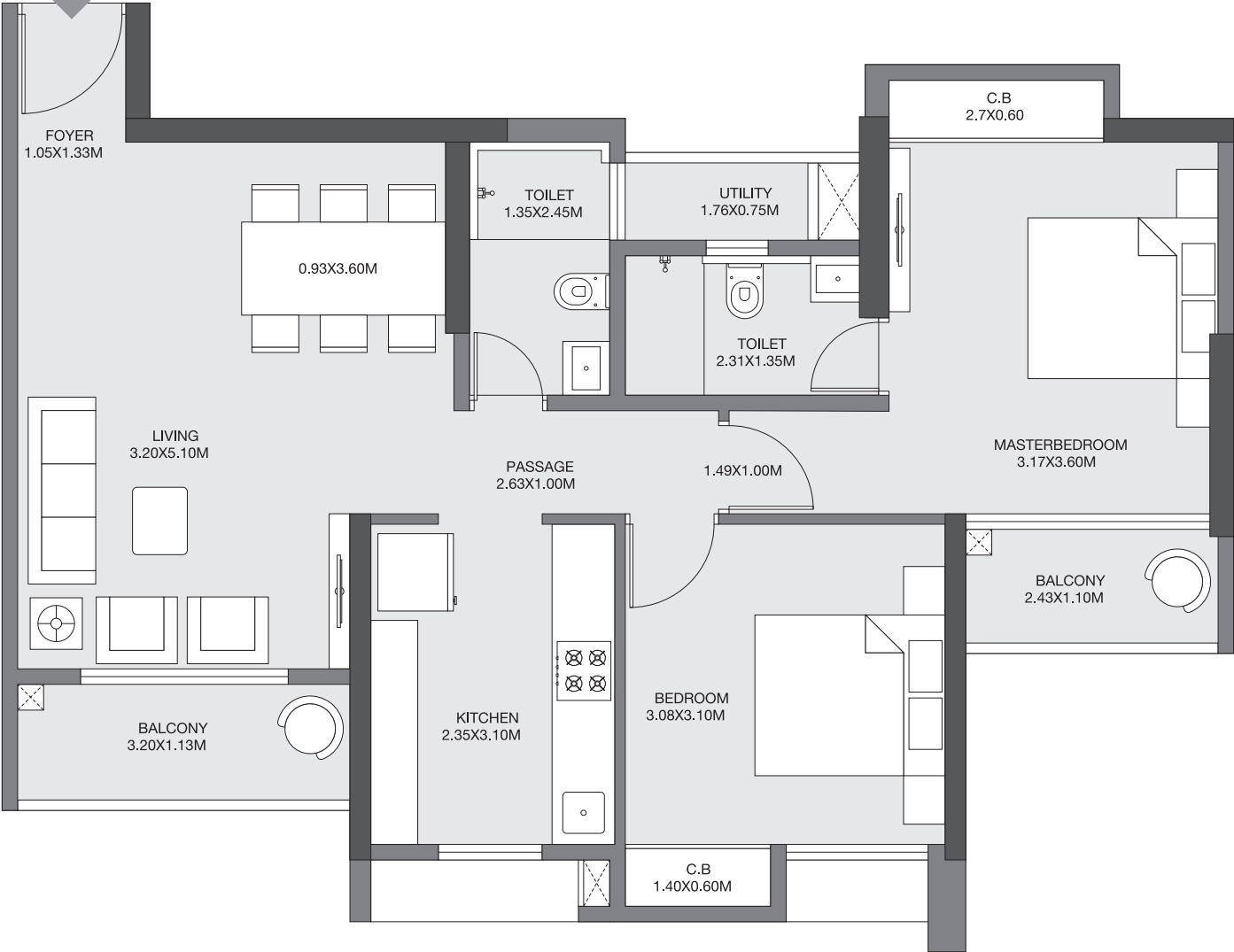
2 BHK S



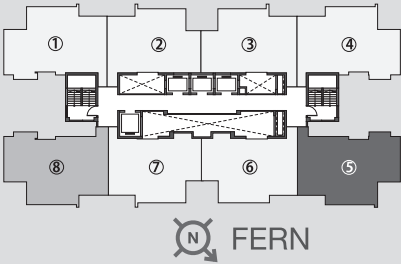
The furniture, decorative items, etc. shown in the plan are only suggested and the same are not intended or obligated to be provided as specifications and/or service in the flat/unit and does not form part of standard specification. The plan represents the Unit series 1 of FERN tower. 1 SQ.M. = 10,764 SQ.FT.



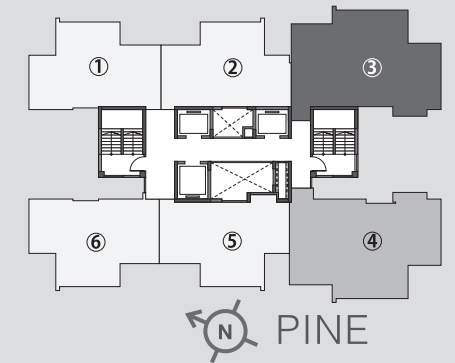
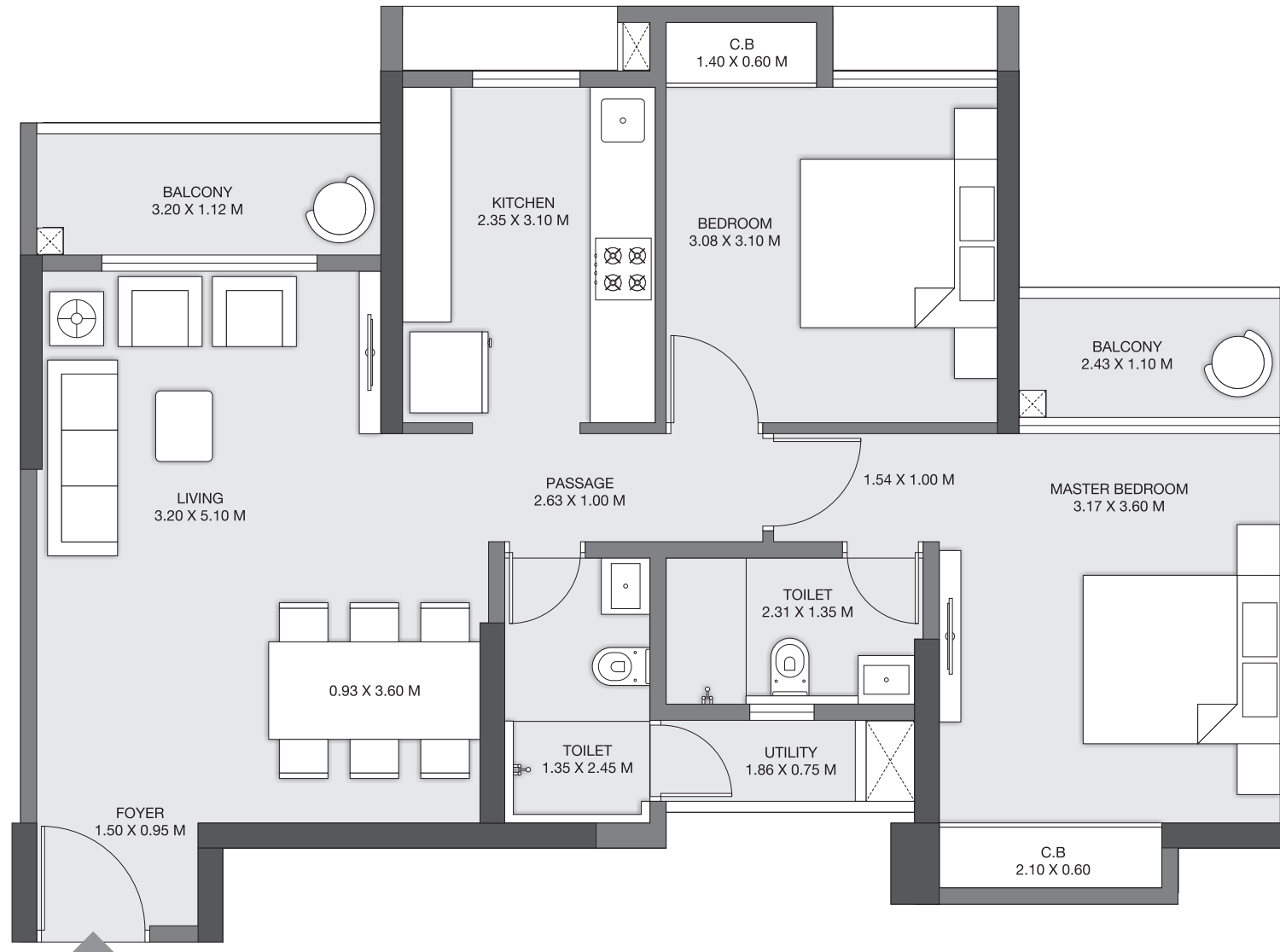
2 BHK S



The furniture, decorative items, etc. shown in the plan are only suggested and the same are not intended or obligated to be provided as specifications and/or service in the flat/unit and does not form part of standard specification. The plan represents the Unit series 5 of FERN tower. 1 SQ.M. = 10,764 SQ.FT.

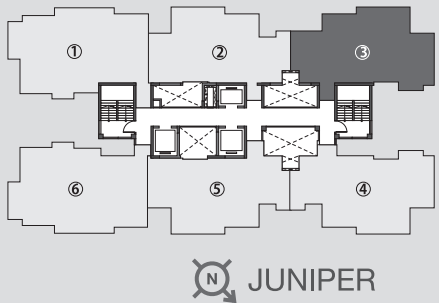
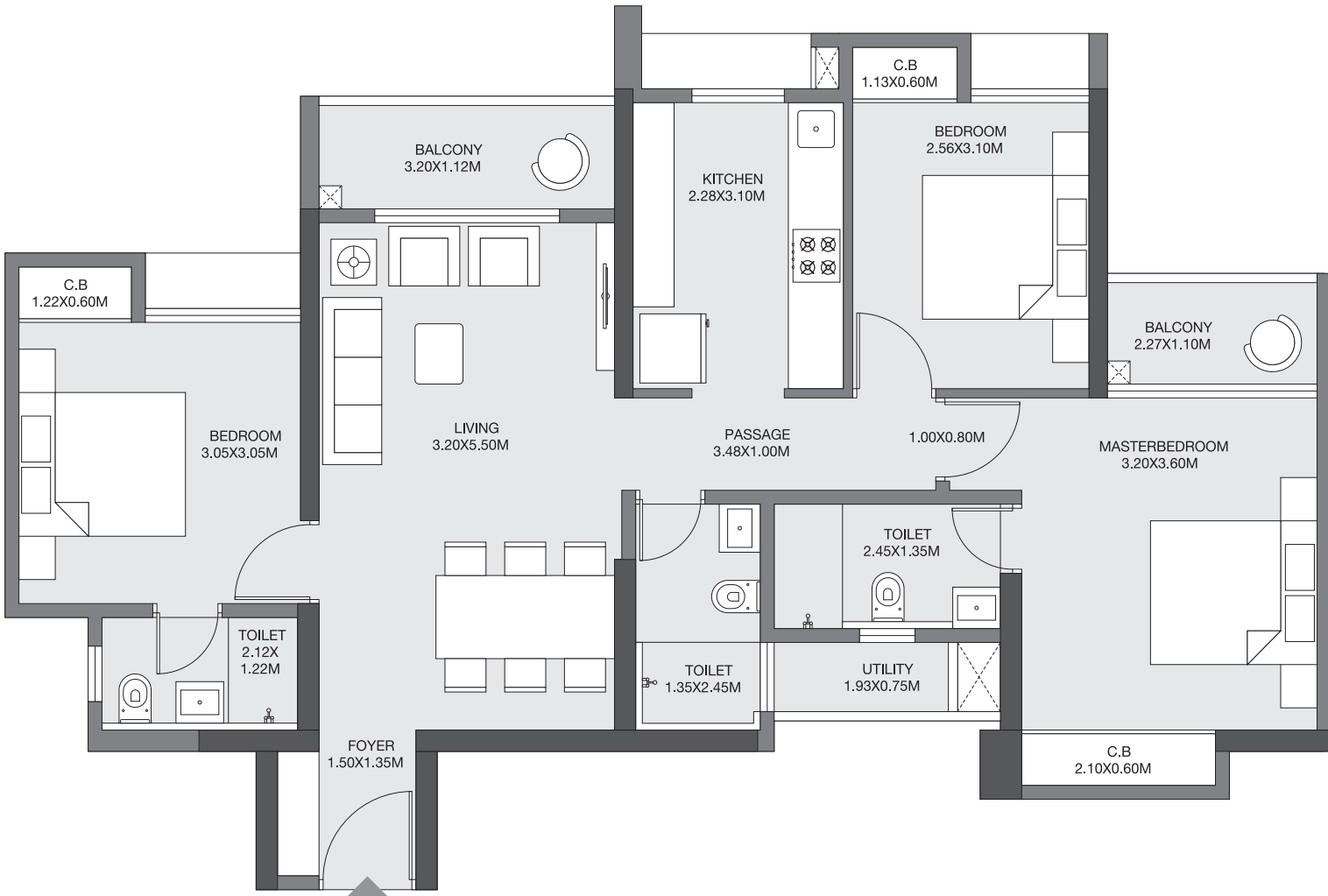


2 BHK S



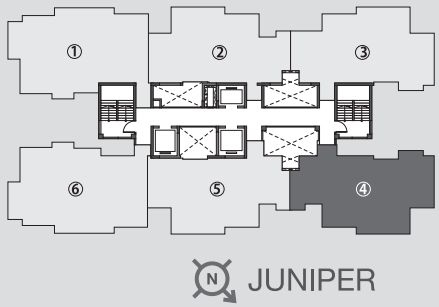
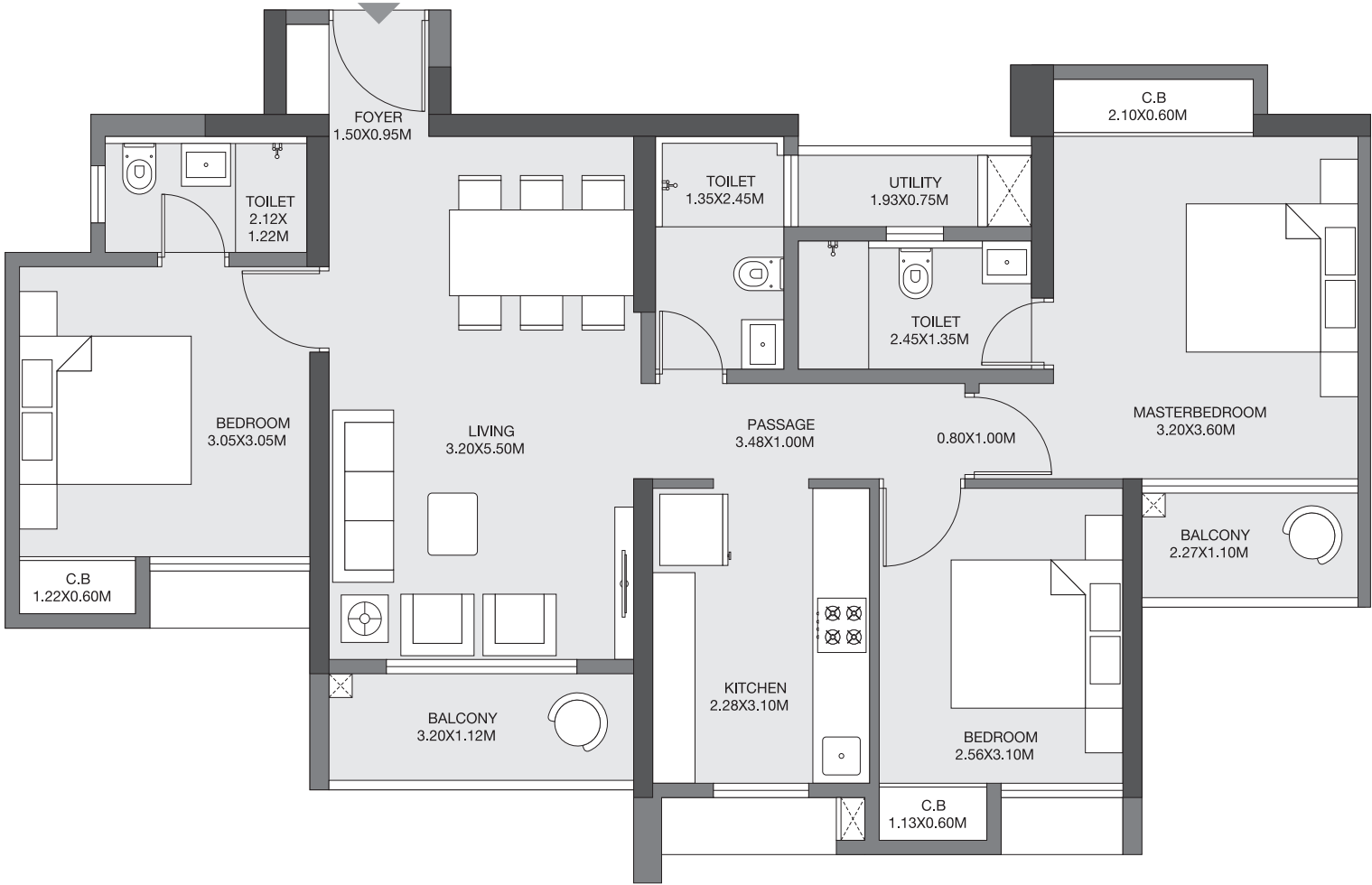
The furniture, decorative items, etc. shown in the plan are only suggested and the same are not intended or obligated to be provided as specifications and/or service in the flat/unit and does not form part of standard specification. The plan represents the Unit series 3 of PINE tower. 1 SQ.M = 10.764 SQ.FT

3 BHK



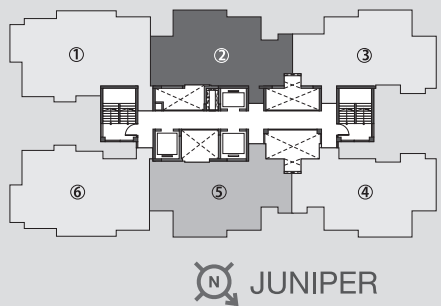
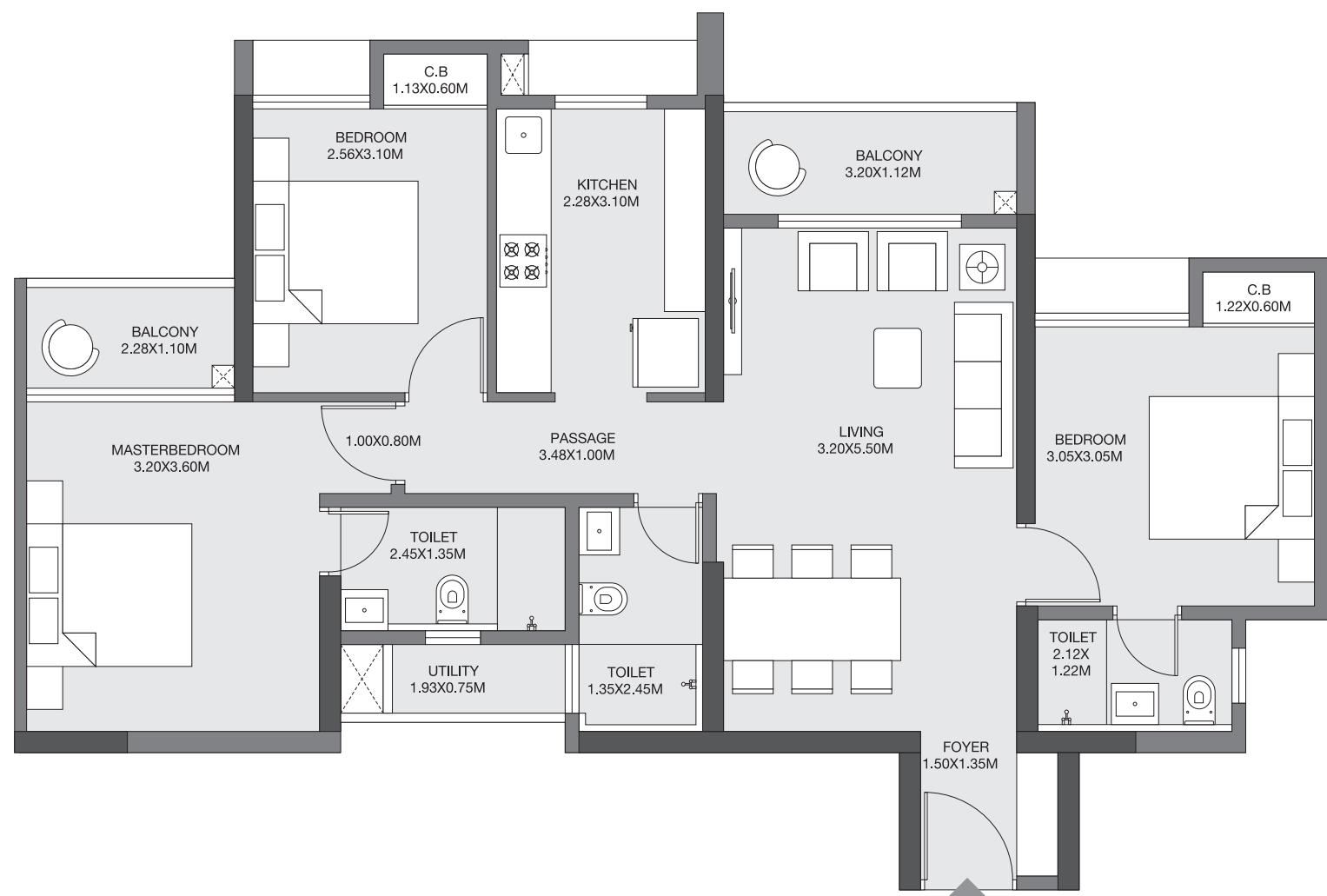
The furniture, decorative items, etc. shown in the plan are only suggested and the same are not intended or obligated to be provided as specifications and/or service in the flat/unit and does not form part of standard specification. The plan represents the Unit series 3 of JUNIPER tower, 1 SQ.M. = 10,764 SQ.FT.

3 BHK



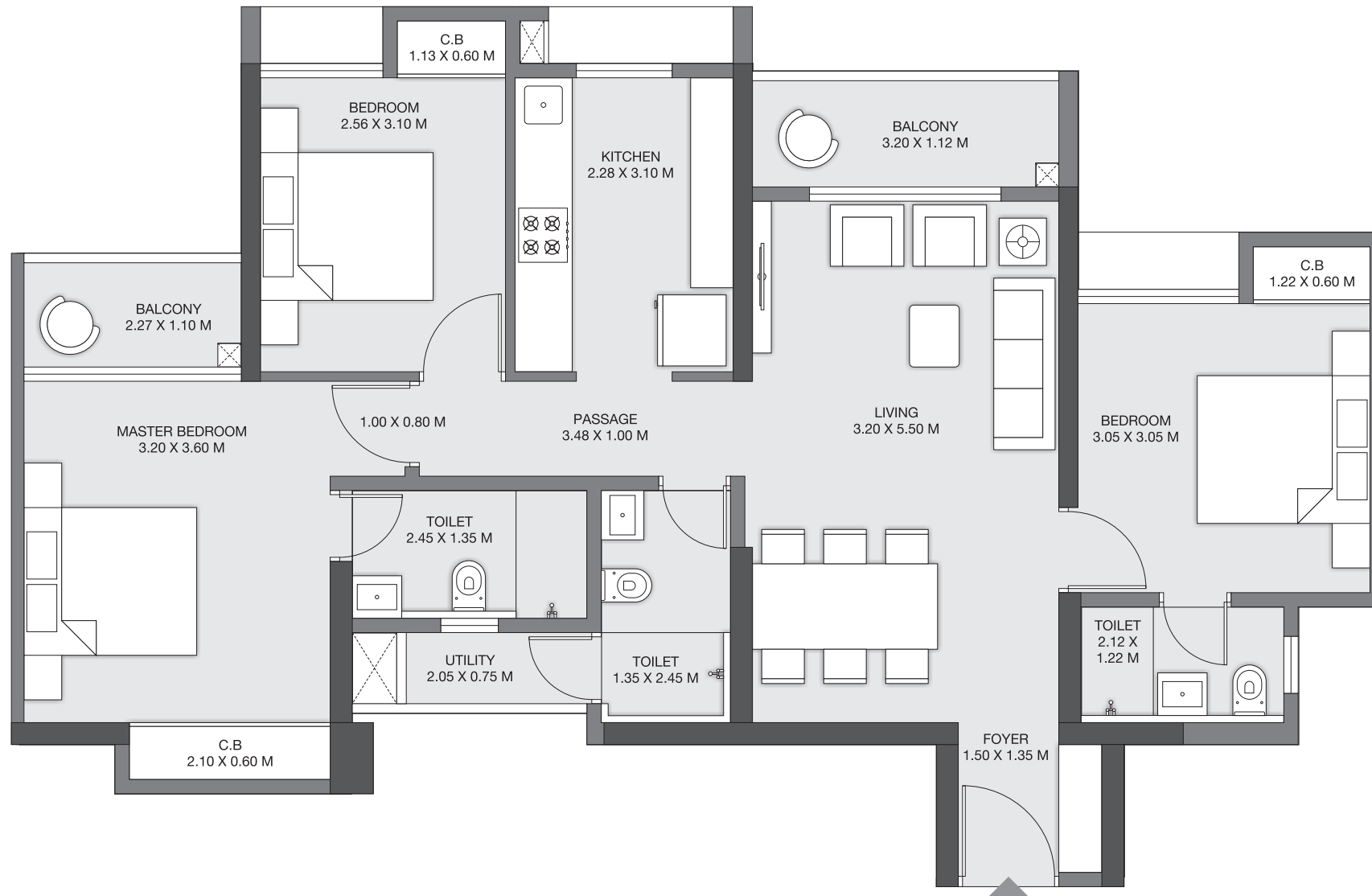
The furniture, decorative items, etc. shown in the plan are only suggested and the same are not intended or obligated to be provided as specifications and/or service in the flat/unit and does not form part of standard specification. The plan represents the Unit series 4 of JUNIPER tower, 1 SQ.M. = 10,764 SQ.FT.

3 BHK



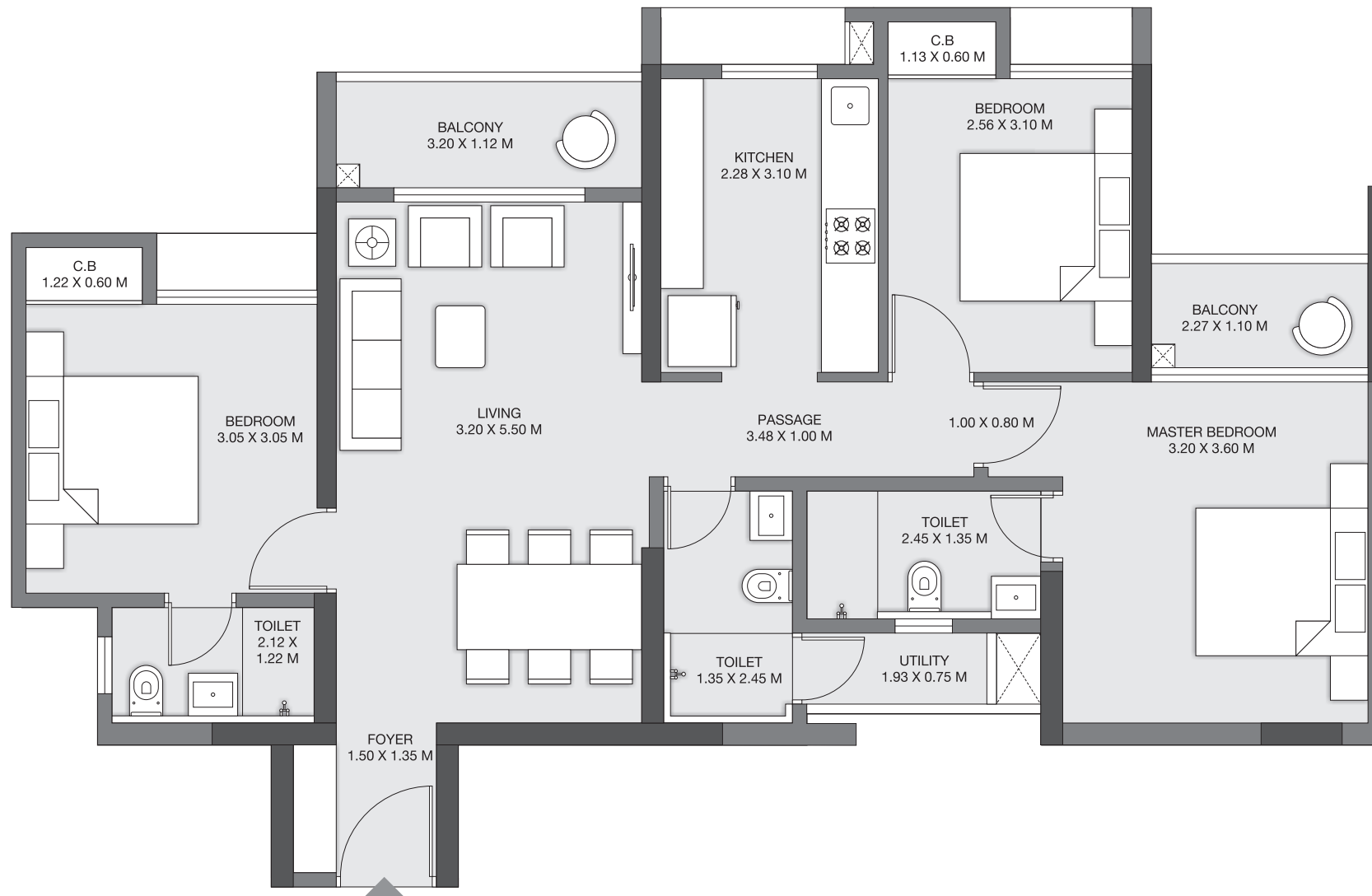
The furniture, decorative items, etc. shown in the plan are only suggested and the same are not intended or obligated to be provided as specifications and/or service in the flat/unit and does not form part of standard specification. The plan represents the Unit series 2 of JUNIPER tower, 1 SQ.M. = 10,764 SQ.FT.

3 BHK



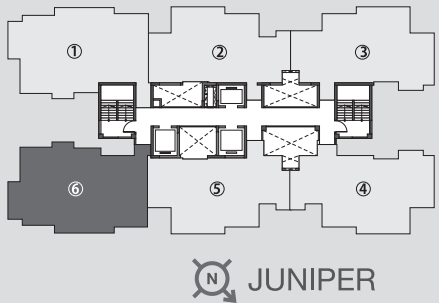
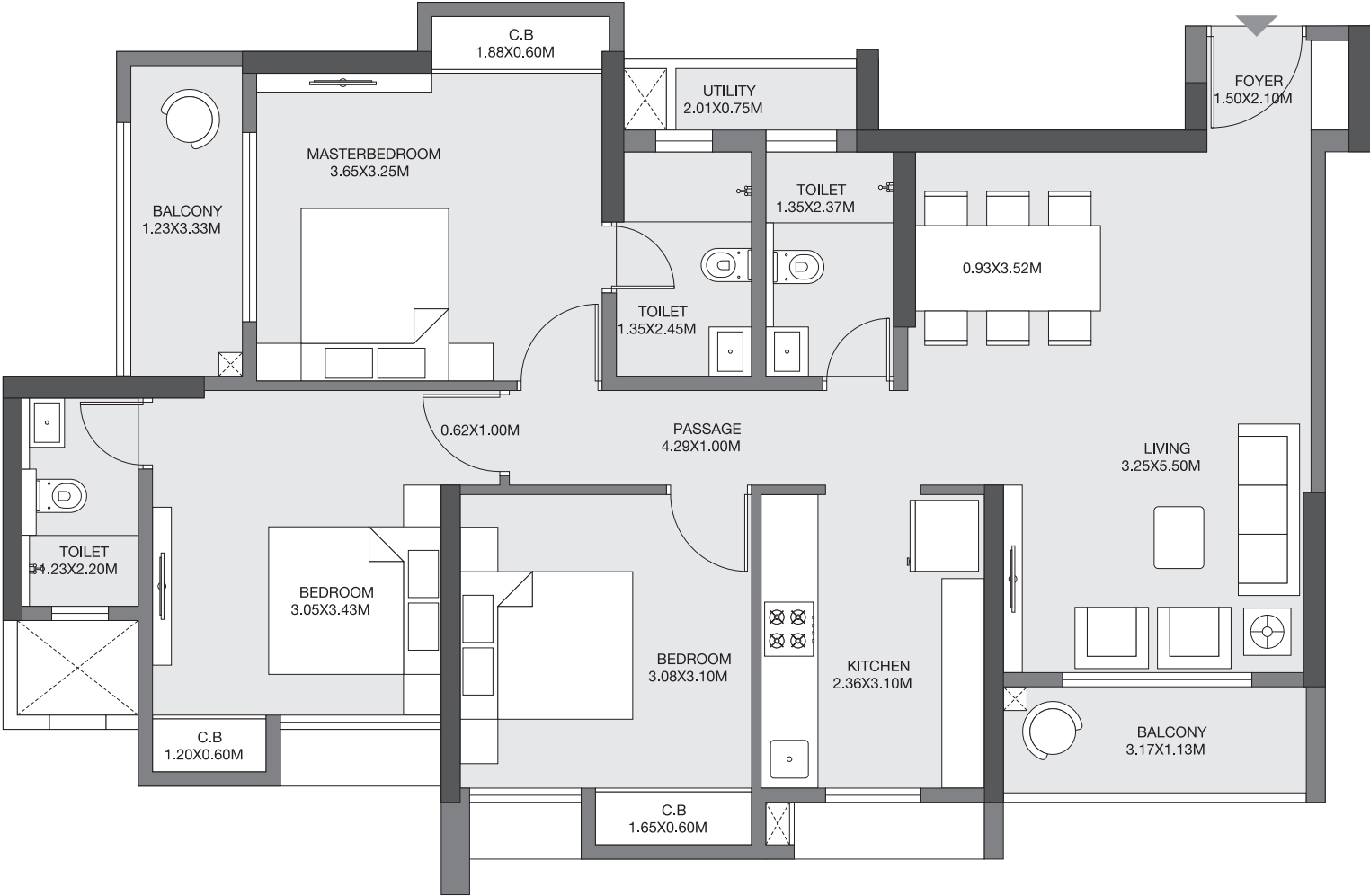
The furniture, decorative items, etc. shown in the plan are only suggested and the same are not intended or obligated to be provided as specifications and/or service in the flat/unit and does not form part of standard specification. The plan represents the Unit series 1 of JADE tower. 1 SQ.M = 10.764 SQ.FT

3 BHK



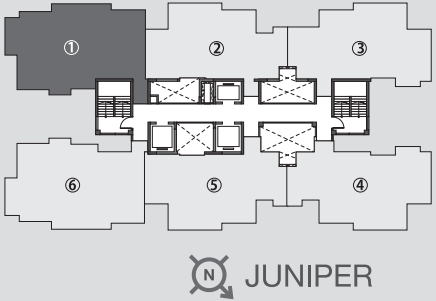
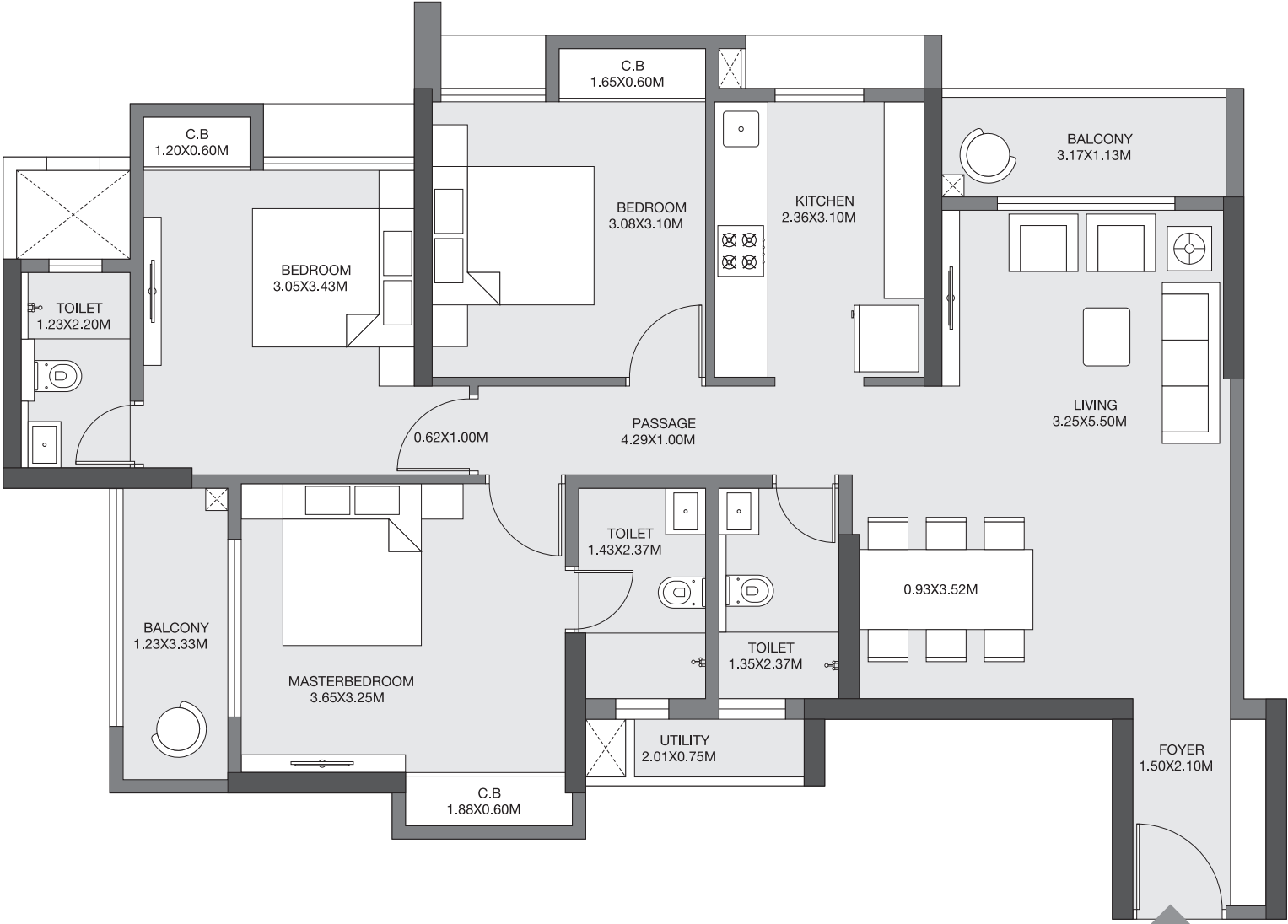
The furniture, decorative items, etc. shown in the plan are only suggested and the same are not intended or obligated to be provided as specifications and/or service in the flat/unit and does not form part of standard specification. The plan represents the Unit series 2 of JADE tower. 1 SQ.M = 10.764 SQ.FT

3 BHK S



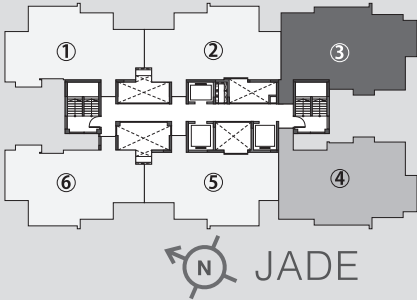
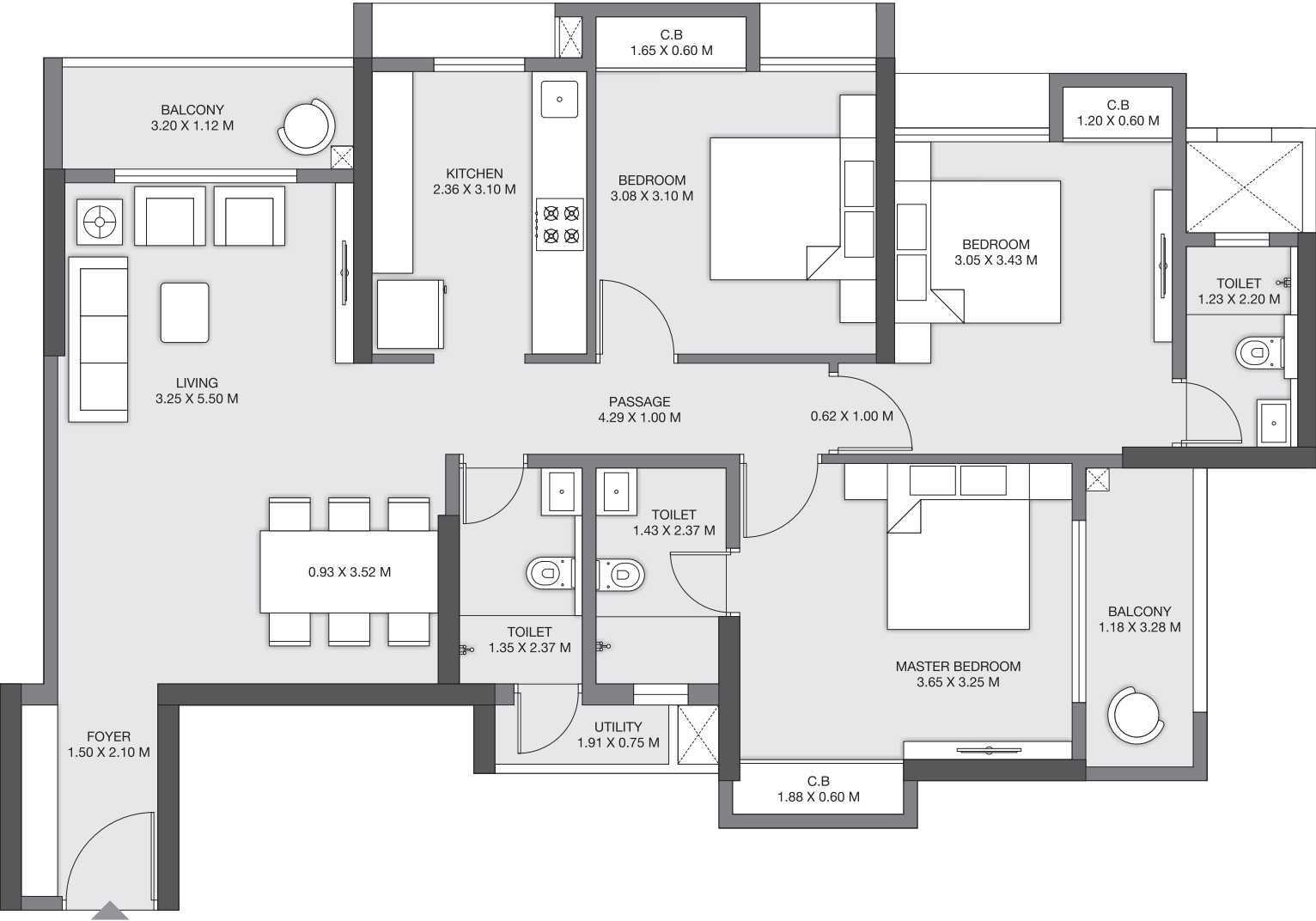
The furniture, decorative items, etc. shown in the plan are only suggested and the same are not intended or obligated to be provided as specifications and/or service in the flat/unit and does not form part of standard specification. The plan represents the Unit series 6 of JUNIPER tower. 1 SQ.M. = 10.764 SQ.FT.

3 BHK S



The furniture, decorative items, etc. shown in the plan are only suggested and the same are not intended or obligated to be provided as specifications and/or service in the flat/unit and does not form part of standard specification. The plan represents the Unit series 1 of JUNIPER tower, 1 SQ.M. = 10,764 SQ.FT.

3 BHK S



The furniture, decorative items, etc. shown in the plan are only suggested and the same are not intended or obligated to be provided as specifications and/or service in the flat/unit and does not form part of standard specification. The plan represents the Unit series 3 of JADE tower. 1 SQ.M = 10.764 SQ.FT

Site address: Godrej Emerald, Ghodbunder Road, Bhayandarpada, Thane (W) - 400 615

Registered address: Godrej Greenview Housing Private Limited, Godrej One, 5th Floor, Pirojshanagar, Vikhroli East, Mumbai - 400 079

The Project is registered as “Godrej Emerald Thane” with MahaRERA Registration No. P51700000120, available at <http://maharera.mahaonline.gov>.

This is not an invitation to offer and/or commitment of any nature. The details shown in the image are only indicative in nature and are only for the purpose of illustrating/indicating a possible layout and do not form part of the standard specifications/amenities/services to be provided in the flat. All specifications of the project/flat shall be as per the final agreement between the Parties. Recipients are advised to apprise themselves of the necessary and relevant information of the project prior to making any purchase decisions. The official website of the company is www.godrejproperties.com. Please do not rely on the information provided in any other website.